

M?PA48 Games and Dynamics:

Alternative title:

Dynamical learning models (in strategic environments)

Lecture Notes

Sebastian van Strien (Imperial College)

December 23, 2020

Contents

0	Introduction	i
0.1	What is this course about?	i
0.2	Prerequisites	iii
0.3	Practical Arrangements	iii
0.4	Assessment arrangement	iv
0.5	References	v
1	Replicator dynamics for one population	1
1.1	Nash equilibrium of one population	1
1.2	Evolutionary stable strategies	2
1.3	Replicator dynamics	5
1.4	ESS points are asymptotically stable for the replicator system	7
1.5	Further examples	10
1.6	Rock-paper-scissor replicator game	12
1.7	Hypercycle equation and permanence	16
1.8	Existence and the number of Nash equilibria	18
2	Two player games	23
2.1	Two conventions for the payoff matrices	23
2.2	Two player replicator dynamics	24
2.3	Symmetric games	25
2.4	The 2×2 case	25
2.5	A 3×3 replicator dynamics systems with chaos (Rock-Paper-Scissors)	27
3	Iterated prisoner dilemma (IPD) and the role of reciprocity	30
3.1	Repeated games with unknown time length	31
3.2	The three strategies AllC, AllD, TFT	31
3.3	The replicator dynamics associated to a repeated game with the AllC, AllD, TFT strategies	32
3.4	Random versions of AllC, AllD and TFT	34
3.5	Axelrod tournaments: the topic of the 2nd project	36
4	The best response dynamics	37
4.1	Rock-scissor-paper game and some other examples	38
4.2	Two player best response dynamics	41
4.3	Convergence and non-convergence to Nash equilibrium for Best Response Dynamics	41
5	Fictitious play: a learning model	46
5.1	Best response and fictitious play	46
5.2	The no-regret set	47
5.3	Fictitious play converges to the no-regret set CCE	48
5.4	FP orbits often give better payoff than Nash	51
5.5	Time averages of Replicator Dynamics converge to pseudo-orbits of Fictitious Play	52
5.6	Discrete fictitious dynamics	54

6	Reinforcement learning (Chapter to be slightly updated)	55
6.1	Set-up of reinforcement learning	55
6.2	The Arthur model, in the 2×2 setting	57
6.2.1	A two player version of this with two actions	58
6.2.2	Stochastic approximation of an ODE	58
6.2.3	Calculating f and g in the 2×2 case	58
6.2.4	Comparison with replicator dynamics	59
6.2.5	A formal connection with the replicator dynamics	59
6.2.6	What happens if C is not large enough in Arthur's model?	61
6.3	The Erev-Roth model	62
6.3.1	The underlying differential equation	62
6.4	Other reinforcement learning models	62
6.5	Various ways of choosing actions	63
6.6	Q-Learning with softmax	63
6.7	So what is the message?	67
6.8	Some computer experiments: what if the opponent has a different strategy?	68
7	No regret learning	69
7.1	The correlated equilibrium (CE) set	69
7.2	Hart and Mas-Colell's regret matching algorithm	70
7.3	Min-max solutions and zero-sum games	72
7.4	Another way of thinking of the minmax theorem	74
7.5	A vector valued payoff game	75
7.6	Blackwell approachability theorem	76
7.7	Regret minimisation	78
8	Conclusion	80
8.1	Relationship between all these learning mechanisms	80
8.2	Quite often these learning mechanisms lead to complicated dynamics	80
8.3	Complicated dynamics quite often leads to better payoff performance	81
A	Appendix	82
A.1	Existence and uniqueness of solutions of ODE	82
A.2	Some further background on ODE's	82
A.3	Stable and unstable manifolds at singularities of vector fields	82
A.4	Chain recurrence and attractors	83
A.5	Convex sets and functions	83
A.6	The origins of Q-learning	84
B	Python Code	87
B.1	Code for computing orbits of one-player replicator dynamics with three strategies	87
B.2	Code for time averages of RPS 1-player	91
B.3	Python code for computing orbits of two player RPS game	96
B.4	Python code for Exercise 6.1	101

0 Introduction

The official title for this course is ‘Games and Dynamics’. Perhaps a more appropriate title would have been ‘Learning Dynamics in Strategic Environments’, because what this module really aims to describe is how people, animals, plants or computers can learn over time. We will cover models for:

- The evolution (i.e. learning) of populations. In other words, to understand how genetic mutations which improve the performance of a population evolve over time. Such models are also often used in economics.
- An explanation why in spite of the common assumption that all actions are aimed at maximising an individuals’ payoff (and so are based on selfish motivations), altruistic behaviour naturally evolves in nature.
- How learning works which is based on reinforcing behaviour which repeats actions which led to good payoff. Such models are widely used in the computer science literature, and are also used by for example Deep Mind (a subsidiary of Google) when they developing technology which allows computers to learn to play games (or to solve other problems). Here we will focus on a setting where several players have different interests, rather than on a purely probabilistic setting.
- How learning works which is based on no-regret learning. There the idea is that a human, or a computer evaluates whether they would have done better in the past if alternative actions had been taken. If so, then this is used to inform future decisions.

As you will see from these notes, we will try to understand the foundations of the dynamical aspects of learning. However, two of the three projects by which this module will be examined are rather practical and may include a significant amount of computer coding.

0.1 What is this course about?

The notion of Nash equilibrium aims to describe how players optimise their behaviour in a competitive environment. For this reason it is prevalent in many areas of science: economics, biology, engineering etc.

The aim of this course is to highlight some situations where the notion of Nash equilibrium, or related notions, are given a more dynamic interpretation. So a Nash equilibrium would be a stationary point of some differential equation, or of some other dynamical process.

Example 0.1. Consider a population of birds where some will always fight about a grain (let us call these hawks or hawkish birds), and others will always do some posturing but then retreat rather than fight (dove-like). The payoff of getting the grain is G , and the price for getting hurt is $-C$. We assume that $0 < G < C$.

If a hawk bird meets another hawk bird, one wins (and gets payoff G) and the other loses (and get payoff $-C$). On average this means the payoff for each is $(G + -C)/2$. If a dove meets a dove, then one will get the grain but the other will not get hurt. In this way we get the following payoff matrix

$$\begin{array}{cc} & \begin{array}{cc} \text{meeting} & \text{Hawk} & \text{Dove} \end{array} \\ \begin{array}{c} \text{payoff to Hawk} \\ \text{payoff to Dove} \end{array} & \left(\begin{array}{cc} \frac{G-C}{2} & G \\ 0 & \frac{G}{2} \end{array} \right). \end{array}$$

How is it that not the entire species develops hawkish behaviour?

Suppose that the frequency of ‘hawkish’ birds in the population is x and ‘dove-like’ birds is $1 - x$. Then the average ‘fitness’ is

$$\begin{array}{ll} x(G - C)/2 + (1 - x)G & \text{for hawkish birds} \\ x \cdot 0 + (1 - x)G/2 & \text{for dove-like.} \end{array}$$

If $x = 1$ then the fitness of hawkish birds is < 0 and of dove-like birds is $= 0$, and so the number of dove-like birds will increase and the number of hawk-like will decrease. (Hawk-like birds are constantly fighting and getting injured, whereas the dove-like will occasionally get lucky.) When $x = 0$, the fitness is G resp. $G/2$, so the number of hawk-like birds will increase. Equality holds when $x = G/C$.

Example 0.2 (Prisoner dilemma). Consider two prisoners, each in a separate rooms so that they cannot communicate. The prisoners get a higher reward by betraying the other (defecting), but if both cooperate (so stay silent) they get a reduced sentence. For example we may have the following situation:

	Prisoner II	Coop	Defects
Pris. I Coop	(-1, -1	-3, 0
Pris I Defects		0, -3	-2, -2

This table describes the payoff (the number of years prison sentence) in various scenarios. For example if prisoner II defects but prisoner I cooperates, then prisoner II will be released and prisoner I will be 3 years in prison. What should the prisoners do? If II cooperates then I is better off to defect (he then gets 0 years rather than 1 year prison sentence). If II defects then he still better to defect (he gets 2 years rather than rather than 3 years). The same holds for II. So the rational behaviour is for both prisoners to defect, resulting in a prison sentence of two years for each.

Example 0.3 (Repeated prisoner dilemma / repeated donation game). What if the previous set-up is repeated every year? Or what if two players are asked every week to make a donation of £5 and if they do the other player gets a donation of £15, otherwise nothing. So the situation is described by

		II donates	declines
I donates	(10, 10	-5, 15
I declines		15, -5	0, 0

Of course if this game took place only one week, then this is again a prisoner dilemma game. If this play is repeated many times then the considerations of the players will change of course. We will discuss this situation in this course. (A political scientist called Axelrod, even organises computer tournaments which explore which strategy is the most optimal. One strategy is called TFT (Tit for Tat).)

To emphasise that it is important to consider the detailed set-up of the game, let us consider the following:

Example 0.4 (Parrondo paradox). Consider two games Game A and Game B:

- In Game A, you lose £1 every time you play.
- In Game B, you count how much money you have left. If it is an even number, you win £3. Otherwise you lose £5.

Say you begin with £100. If you start playing Game A exclusively, you will obviously lose all your money in 100 rounds. Similarly, if you decide to play Game B exclusively, you will also lose all your money in 100 rounds.

However, consider playing the games alternatively, starting with Game B, followed by A, then by B, and so on (BABABA...). It should be easy to see that you will steadily earn a total of £2 for every two games.

Thus, even though each game is a losing proposition if played alone, because the results of Game B are affected by Game A, the sequence in which the games are played can affect how often Game B earns you money, and subsequently the result is different from the case where either game is played by itself.

Different types of game dynamics

In this course we will consider various types of game dynamics.

- **Replicator dynamics**, both for one population and then for two players. This kind of dynamics is often considered in biology and in economics (and is related to Darwin's idea of 'survival of the fittest'. One question we will try to answer is how it is possible that one has *altruistic behaviour*, even in these models.
- **Best response dynamics and fictitious play**, which was introduced in economics and game theory as a dynamics which was meant to converge to the Nash equilibria. This turned out to be not the case, but this dynamics is still often studied.
- **Reinforcement learning** The notion of payoff to players also leads to various learning principles: the higher the payoff from a given action is, the more likely this action will be taken in the future. There are various models which make this intuitive notion precise. This and the next learning algorithm are both used heavily by IT companies such as DeepMind, but are also studied by engineers, economists and so on.
- **No-regret learning** A different variant of a learning algorithm is that of no-regret learning. This is based on the idea that if a different action in the past would have given a better payoff, assuming the other player would have done the same, then different decisions should be made in the future.

0.2 Prerequisites

No other background will be required in this module than what is covered in any differential equations course; no background is required in game theory.

0.3 Practical Arrangements

- Students will be expected to read weekly approximately 10 pages of these lecture notes.
- Key points will also be covered in approximately three videos for each week. Each of these will last somewhere between 10 to 20 minute. Some more 'overview' videos will also be provided.
- Each section in the notes contains one or more exercises which will test whether you have understood the material. You are expected to attempt these exercises.

- A weekly one hour online problem class will be held, in which these exercise will be discussed.
- A "guidance" manual can be found on blackboard. This manual includes a precise timetable which will be updated each week what to read, which videos to watch and what these exercises to do. It also will contain some (constantly updated) commentaries on the lecture notes, and links to useful or interesting videos.
- In addition there will be an online office hour.
- The course will be examined by project. The arrangements and support for this is outlined in the next subsection.

0.4 Assessment arrangement

- This course will be examined by a project, together with a presentation on this project. The possible topics for this project will be handed out after a few weeks into the term. This project will need to be submitted at the end of week 1 of term 2.
- Slots will be offered around week 6 and 7 to discuss your choice of topics, and further optional slots to discuss your progress with the project.

0.5 References

These lecture notes are fully self-contained. If you want to read further, the main references for these lectures are the following books, which are both available online through Imperial's library:

- Hofbauer & Sigmund, *Evolutionary games and population dynamics*
- Sigmund, *The Calculus of Selfishness*.

For completeness I will also list references by chapter:

- Chapter 1: The books by Hofbauer & Sigmund, *Evolutionary games and population dynamics* and by Weibull, *Evolutionary game theory* are standard references.
- Chapter 2: more on the classification of 2×2 replicator dynamics can be found in Hofbauer & Sigmund, *Evolutionary games and population dynamics* but a more detailed description can be found in chapter 3 of Cressman, *Evolutionary Dynamics and Extensive Form Games*. The description of a chaotic replicator dynamics system is given in Sato, Akiyama and Crutchfield, *Stability and diversity in collective adaptation*, Physica D, 210, 2015, 21-57.
- Chapter 3: chapter 3 of Sigmund, *The Calculus of Selfishness*.
- Chapter 4: More on this can be found in Hofbauer, *Deterministic Evolutionary Game Dynamics*, Proceedings of Symposia in Applied Mathematics Volume 69, 2011. Shapley was the first to observe that there are periodic orbit in the RPS game (which is also called Shapley game):
 - Shapley, *Some Topics in Two-Person Games*, in M. Dresher, L. S. Shapley and A. W. Tucker, eds., "Advances in Game Theory", Annals of Mathematics Studies No. 52, 1–28, 1964.

For results on the bifurcations of periodic orbits and chaotic best response dynamics of the generalised Shapley game, see http://wwwf.imperial.ac.uk/~svanstri/publications_by_subject.php and specifically

- Colin Sparrow, SvS & Christopher Harris, Fictitious Play in 3x3 Games: the transition between periodic and chaotic behavior. *Games and Economic Behavior* 63, (2008), 259-291.
- Colin Sparrow & SvS, Fictitious Play in 3x3 Games: chaos and dithering behaviour, *Games and Economic Behavior* 73 (2011), 262-286.
- Chapter 5 explores whether the limit sets of best response dynamics (and of the replicator dynamics) have game theoretic properties. Sections 5.1 up to Section 5.4 follow Ostrovski & van Strien, *Payoff performance of fictitious play*, *Journal of Dynamics and Games*, vol 1, issue 4, October 2014.

Section 5.5 follows J. Hofbauer, S. Sorin and Y. Viossat (2009) *Time average replicator and best reply dynamics*. *Math. Operations Res.* 10 (2), 263–269.

- Section 6.1 follows essentially Posch, *Cycling in a stochastic learning algorithm for normal form games*, J Evol Econ (1997) 7: 193-207. But there is an extensive literature on this.

Some of this work is grounded in the field of behavioural economics, so to model how people learn, e.g. Erev & Roth, *Predicting how people play games: Reinforcement learning in experimental games with unique, mixed strategy equilibria*. Amer. Econ. Rev. 88, 848-881.

Section 6.2 follows Beggs, *On the convergence of reinforcement learning*, Journal of Economic Theory (2005) 122, 1-36.

For a discussion on approximating discrete ‘random’ dynamical systems by differential equations can be found in for example Benaïm, *Dynamics of stochastic approximation algorithms*, in: *Seminaire de Probabilité, XXXIII, Lecture Notes in Mathematics*, vol. 1709, Springer, Berlin, 1999, <https://doi.org/10.1073/pnas.1109672110> it is shown that for a very large class of games and for large class of learning dynamics one has complicated dynamics.

In Ostrovski & van Strien, *Payoff performance of fictitious play*, *Journal of Dynamics and Games*, vol 1, issue 4, October 2014 it is shown that the average payoff for **both** players is often better if they play (FP) than if they play (NE). It would be interesting to explore whether this is also true for the other learning dynamics considered in these lecture notes (or specifically for the systems considered by Galla & Farmer).

- More general references for the chapters on learning are: Fudenberg & Levine, *The Theory of Learning in Games*. MIT Press. (1999) and Young, *Strategic learning and Its limits*, Oxford, U.K, (2004), or from the machine learning point of view, see for example Nisan, Roughgarden, Tardos and Vazirani, *Algorithmic Game Theory*, 2007.

1 Replicator dynamics for one population

1.1 Nash equilibrium of one population

We consider a large population where each individual can have one of a finite set of n pure strategies. You might think of these as individuals which can have one of n different traits (e.g. colour of eyes, fighting behaviour, personality characteristics, opinions etc.) Let x_i denote the frequency of strategy i in the population. So (x_1, \dots, x_n) is a probability vector. Let $\Delta_n = \{x \in \mathbb{R}^n; 0 \leq x_i \leq 1, x_1 + \dots + x_n = 1\}$ be the $(n - 1)$ -dimensional simplex. So $(x_1, \dots, x_n) \in \Delta_n$. Usually we will fix n and write Δ . For later use, let e_i be the vector in Δ with a coefficient 1 on the i -th coordinate.

Let us assume consider a populations in which an invader who chooses strategy i against a strategy j receives payoff a_{ij} . Assuming the populations uses a mixed strategy (y_1, \dots, y_n) , with random matching (that is, random encounters) this leads to the following **linear payoff** to an invader choosing strategy (or action) i :

$$a_i(y) = \sum_j a_{ij}y_j = (Ay)_i$$

where A is the matrix (a_{ij}) . If the invader uses a mixed strategy x this gives a payoff

$$\text{Payoff}(x, y) := x \cdot Ay.$$

A probability vector $\hat{x} \in \Delta$ is called a **Nash equilibrium (NE)** iff

$$x \cdot A\hat{x} \leq \hat{x} \cdot A\hat{x}, \forall x \in \Delta. \quad (1.1)$$

and a **strict Nash equilibrium** if

$$x \cdot A\hat{x} < \hat{x} \cdot A\hat{x}, \forall x \in \Delta \text{ with } x \neq \hat{x}. \quad (1.2)$$

Note that $x \cdot A\hat{x} \leq \hat{x} \cdot A\hat{x}, \forall x \in \Delta$ means that the invader cannot do better by choosing anything other than \hat{x} . We say that \hat{x} is a **pure NE** if $\hat{x} = e_i$ for some i .

An equivalent way of formulating the notion of Nash equilibrium is to define the **best response map**

$$\mathcal{BR}(x) = \arg \max_{y \in \Delta} y \cdot Ax \stackrel{\text{def}}{=} \{y' \in \Delta; y' \cdot Ax \geq y \cdot Ax \forall y \in \Delta\}.$$

Then \hat{x} is a NE iff $\hat{x} \in \mathcal{BR}(\hat{x})$.

Example 1.1. Consider a game determined by $A = \begin{pmatrix} 1 & 0 \\ 0 & 1 \end{pmatrix}$. What are its Nash equilibria?

To see this, note that

$$\mathcal{BR}(x) = \begin{cases} e_1 & \text{if } x_1 > x_2 \\ e_2 & \text{if } x_1 < x_2 \\ \Delta & \text{if } x_1 = x_2 \end{cases}$$

So $e_i \in \mathcal{BR}(e_i)$ and $\mathcal{BR}\left(\begin{pmatrix} 1/2 \\ 1/2 \end{pmatrix}\right) \ni \begin{pmatrix} 1/2 \\ 1/2 \end{pmatrix}$ and $x \notin \mathcal{BR}(x)$ for any other vector. So e_1, e_2

and $z := (e_1 + e_2)/2 := \begin{pmatrix} 1/2 \\ 1/2 \end{pmatrix}$ are the Nash equilibria. Note that $Az = z$ and so $x \cdot Az = 1/2$ for **each** $x \in \Delta$. So z is not a strict NE. On the other hand, e_1, e_2 are both strict NE.

Example 1.2. Consider a game determined by $A = \begin{pmatrix} 1 & 0 & 0 \\ 0 & 1 & 0 \\ 0 & 0 & 1 \end{pmatrix}$. What are its Nash equilibria? Note that Δ in this case is a triangle. BR takes values e_1, e_2, e_3 on three convex regions, see Figure 1, which meet at $(1/3, 1/3, 1/3)$. At this midpoint, one has that $(1/3, 1/3, 1/3) \in BR(1/3, 1/3, 1/3) = \Delta$ and so this is a NE. Taking $Z_{1,2}$ to be the line-segment connecting $(1/3, 1/3, 1/3)$ to the midpoint between e_1 and e_2 we have $BR(x) = \langle e_1, e_2 \rangle$ for all $x \in Z_{1,2}$ and so where $Z_{1,2}$ intersects $\partial\Delta$ we get another NE. Continuing this analysis, we see there are precisely 7 NE's.

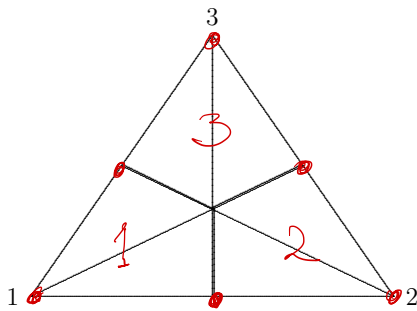


Figure 1: The indifference lines, the best response regions and the Nash equilibria corresponding to Example 1.2.

Exercise 1.1. 1. Give a real life example in which you clarify the notion of Nash equilibrium.

2. Consider the game determined by $A = \begin{pmatrix} 0 & 1 & 0 \\ 0 & 0 & 1 \\ 1 & 0 & 0 \end{pmatrix}$. What are its Nash equilibria?

Compute the lines $Z_{ij} = \{x \in \Delta; (Ax)_i = (Ax)_j\}$. What is the relationship between the NE and these lines?

1.2 Evolutionary stable strategies

\hat{x} is an **evolutionary stable equilibrium (ESS)** if for all $x \in \Delta, x \neq \hat{x}$ one has for $\epsilon > 0$ small enough,

$$x \cdot A(\epsilon x + (1 - \epsilon)\hat{x}) < \hat{x} \cdot A(\epsilon x + (1 - \epsilon)\hat{x}). \quad (1.3)$$

Here the size of $\epsilon > 0$ is allowed to depend on x .

Lemma 1.1. strict NE \implies ESS \implies NE.

Remark: As we will prove at the end of this chapter, every game has a Nash equilibrium. On the other hand, there are games without an ESS.

Proof. First assume \hat{x} is a strict NE. Then $x \cdot A\hat{x} < \hat{x} \cdot A\hat{x}$. This inequality is what the ESS condition (1.3) reduces to if we take $\epsilon = 0$. By continuity the ESS condition then also holds for $\epsilon > 0$ small.

Now assume that x is an ESS. For each $x \neq \hat{x}$ we can let $\epsilon \rightarrow 0$ in the ESS condition and we obtain $x \cdot A\hat{x} \leq \hat{x} \cdot A\hat{x}$. \square

Example 1.3. Consider a game determined by $A = \begin{pmatrix} 1 & 0 \\ 0 & 1 \end{pmatrix}$. What are its ESS? We know this matrix has three NE's. Let us check which of these are ESS's. First consider whether $z = (e_1 + e_2)/2$ is an ESS. Note that $x \cdot Az = 1/2$ for each $x \in \Delta$. For z to be an ESS, we need that for $\epsilon > 0$ small, and all $x \neq z$ we have $x \cdot A(\epsilon x + (1 - \epsilon)z) < z \cdot A(\epsilon x + (1 - \epsilon)z)$. This reduces to $x \cdot Ax < z \cdot Ax$. This is supposed to hold for all $x \neq z$ so in particular for $x = e_1$, but this is clearly not true. So z is not an ESS. Note that, in fact, we could have used the next lemma to conclude that z is not an ESS.

Let us now show that e_1 is an ESS. So we need to show that for all $x = (x_1, x_2) \neq \hat{e}_1$ and all $\epsilon > 0$ sufficiently small, $x \cdot A(\epsilon x + (1 - \epsilon)e_1) < e_1 \cdot A(\epsilon x + (1 - \epsilon)e_1)$ when $x \neq e_1$. This is equivalent to $\epsilon(x_1^2 + x_2^2) + (1 - \epsilon)x_1 < \epsilon x_1 + (1 - \epsilon)$ which holds for $\epsilon > 0$ small since $x_1 \neq 1$. [If we take $\epsilon = 0$, then the ESS inequality becomes $x_1 = x \cdot Ae_1 < e_1 \cdot Ae_1 = 1$ which clearly holds when $x \neq e_1$. So for $\epsilon > 0$ small the ESS inequality also holds.] In the same way we get that e_2 is also an ESS.

Lemma 1.2. If \hat{x} is a Nash equilibrium then there exists $c \in \mathbb{R}$ so that $(A\hat{x})_i = c$ for each i for which $\hat{x}_i > 0$. In particular, $c = \hat{x} \cdot A\hat{x}$ and if $\hat{x} \in \text{int } \Delta$ is a NE then there exists $c \in \mathbb{R}$ with $(A\hat{x})_i = c$ for each i .

Moreover, if $\hat{x} \in \text{int } \Delta$ is an ESS, then there exists no other NE.

Proof. Substituting e_i for x in the definition (1.1) of NE, implies

$$e_i \cdot A\hat{x} \leq \hat{x} \cdot A\hat{x}.$$

This holds for all $i = 1, \dots, n$. Write $\hat{x} = \sum \lambda_i e_i$ with $\lambda_i \geq 0$ and $\sum \lambda_i = 1$. Summing over the previous inequality we get

$$\hat{x} \cdot A\hat{x} = \sum \lambda_i e_i \cdot A\hat{x} \leq \sum \lambda_i \hat{x} \cdot A\hat{x} = \hat{x} \cdot A\hat{x}.$$

But we would obtain here a strict inequality if $e_i \cdot A\hat{x} < \hat{x} \cdot A\hat{x}$ for some i for which $\lambda_i > 0$, which is clearly impossible. Hence

$$e_i \cdot A\hat{x} = \hat{x} \cdot A\hat{x} \text{ for all } i = 1, \dots, n \text{ for which } \hat{x}_i > 0.$$

proving the first part of the lemma.

It follows that if \hat{x} is an interior NE, then for each $x \in \Delta$ one has $x \cdot A\hat{x} = c$ (here we use that x is a probability vector). Assume that \hat{x} is also an ESS, i.e. that for each $x \neq \hat{x}$ and $\epsilon > 0$ small one has $x \cdot A(\epsilon x + (1 - \epsilon)\hat{x}) < \hat{x} \cdot A(\epsilon x + (1 - \epsilon)\hat{x})$. But since $x \cdot A\hat{x} = \hat{x} \cdot A\hat{x} = c$, this inequality reduces to $x \cdot Ax < \hat{x} \cdot Ax$ for each $x \neq \hat{x}$. So $x \neq \hat{x}$ cannot be a NE. \square

Lemma 1.3. The ESS assumption (1.3) is equivalent to the assumption that for all $y \neq \hat{x}$ sufficiently close to \hat{x} ,

$$y \cdot Ay < \hat{x} \cdot Ay \tag{1.4}$$

Moreover, if $\hat{x} \in \text{int } \Delta$ is an ESS then

$$y \cdot Ay < \hat{x} \cdot Ay \text{ for all } y \in \Delta \tag{1.5}$$

Proof. First associate to \hat{x} a compact set $\Lambda \subset \partial\Delta$ so that $\hat{x} \notin \Lambda$ and so that for each $y \neq \hat{x}$ the line $l(t) = (1 - t)\hat{x} + ty, t \geq 0$ intersects Λ . By the ESS inequality (1.3) for each $x \in \Lambda$ there exists $\epsilon_0(x) > 0$ so that $x \cdot A(\epsilon x + (1 - \epsilon)\hat{x}) < \hat{x} \cdot A(\epsilon x + (1 - \epsilon)\hat{x})$ for all $\epsilon \in (0, \epsilon_0(x))$. There exists an open neighbourhood $U(x)$ so that the same inequality also holds for all $x' \in U(x)$

(replacing x' by x). By compactness of Λ , the open cover $\cup_{x \in \Lambda} U(x)$ has a finite sub-cover. It follows that there exists $\epsilon_0 > 0$ so that

$$x \cdot A(\epsilon x + (1 - \epsilon)\hat{x}) < \hat{x} \cdot A(\epsilon x + (1 - \epsilon)\hat{x})$$

for each $x \in \Lambda$ and each $\epsilon \in (0, \epsilon_0)$.

By the choice of Λ for each $y \neq \hat{x}$ sufficiently close to \hat{x} can be written in the form $y = (1 - \epsilon)\hat{x} + \epsilon x$ for some $x \in \Lambda$ and for some $\epsilon \in (0, \epsilon_0)$. Substituting the definition of y in the previous displayed equation gives

$$x \cdot Ay < \hat{x} \cdot Ay.$$

Multiplying this inequality by ϵ and adding to both sides the inequality the term $(1 - \epsilon)\hat{x} \cdot Ay$, gives the required inequality $y \cdot Ay < \hat{x} \cdot Ay$.

Now assume that $\hat{x} \in \text{int } \Delta$ is an ESS. Then by the previous lemma, there exists c so that for all x , $x \cdot A\hat{x} = c = \hat{x} \cdot A\hat{x}$. This means that $x \cdot A(\epsilon x + (1 - \epsilon)\hat{x}) < \hat{x} \cdot A(\epsilon x + (1 - \epsilon)\hat{x})$ reduces to the required inequality $x \cdot Ax < \hat{x} \cdot Ax$ for all $x \in \Delta$. \square

Example 1.4. Consider the payoff matrix $A = \begin{pmatrix} \frac{G-C}{2} & G \\ 0 & \frac{G}{2} \end{pmatrix}$ considered in the introduction.

For simplicity take $G = 2$ and $C = 4$ so that $A = \begin{pmatrix} -1 & 2 \\ 0 & 1 \end{pmatrix}$. So $Ax = \begin{pmatrix} -x_1 + 2x_2 \\ x_2 \end{pmatrix}$ and this gives $\mathcal{BR}(x) = e_1$ if $x_2 > x_1$ and $\mathcal{BR}(x) = e_2$ if $x_2 < x_1$. Furthermore, for $\hat{x} = \begin{pmatrix} 1/2 \\ 1/2 \end{pmatrix}$

we have $\mathcal{BR}(\hat{x}) = \Delta$ and so \hat{x} is a NE. This is not a strict NE because $A\hat{x} = \begin{pmatrix} 1/2 \\ 1/2 \end{pmatrix} = \hat{x}$ and therefore $x A \hat{x} = \hat{x} A \hat{x}$ for all x . To check that it is an ESS consider $y = \hat{x} + \begin{pmatrix} \epsilon \\ -\epsilon \end{pmatrix}$. Since

$A\hat{x} = \hat{x}$ we have $Ay = \hat{x} + \begin{pmatrix} -3\epsilon \\ -\epsilon \end{pmatrix}$. Hence

$$y \cdot Ay = \left(\hat{x} + \begin{pmatrix} \epsilon \\ -\epsilon \end{pmatrix} \right) \cdot \left(\hat{x} + \begin{pmatrix} -3\epsilon \\ -\epsilon \end{pmatrix} \right) = (1/2) - 2\epsilon - 2\epsilon^2$$

while

$$\hat{x} \cdot Ay = \hat{x} \cdot \left(\hat{x} + \begin{pmatrix} -3\epsilon \\ -\epsilon \end{pmatrix} \right) = (1/2) - 2\epsilon$$

and therefore by Lemma 1.3 \hat{x} is an ESS.

Example 1.5. Let us show that $A = \begin{pmatrix} 0 & 1 & -1 \\ -1 & 0 & 1 \\ 1 & -1 & 0 \end{pmatrix}$ does not have any ESS. To start with

let us determine its NE's. Assume $x \in \text{int } \Delta$ is a NE. Then there exists c so that $(Ax)_i = c$ for each i . So $x_2 - x_3 = -x_1 + x_3 = x_1 - x_2 = c$, which gives $c = 0$ and $x_i = 1/3$, and the point $(1/3, 1/3, 1/3)$ is a NE. Now consider the set

$$Z_{ij} = \{x; (Ax)_i = (Ax)_j\}$$

of x so that the i and j -th coordinate of Ax are the same. These can be computed relatively easily (see lecture).

From this diagram it follows that for each i the set of $x \in \Delta$ for which $e_i \in \mathcal{BR}(x)$ is a non-empty convex region containing $(1/3, 1/3, 1/3)$ and one of the corners of the triangle (see the lectures for a drawing). This diagram also implies that $(1/3, 1/3, 1/3)$ is the only NE.

Is $\hat{x} = (1/3, 1/3, 1/3)$ a ESS? Again we need to consider the inequality $x \cdot A(\epsilon x + (1 - \epsilon)\hat{x}) < \hat{x} \cdot A(\epsilon x + (1 - \epsilon)\hat{x})$. This reduces to $x \cdot Ax < \hat{x} \cdot Ax$. That is, $x_1(x_2 - x_3) + x_2(-x_1 + x_3) + x_3(x_1 - x_2) < (1/3)[(x_2 - x_3) + (-x_1 + x_3) + (x_1 - x_2)]$. Note that both the left and right hand side are zero, so the inequality does NOT hold and so \hat{x} is not an ESS. It follows that this games has no ESS.

Exercise 1.2. 1. Determine the NE for $A = \begin{pmatrix} 0 & 2 & -1 \\ -1 & 0 & 2 \\ 2 & -1 & 0 \end{pmatrix}$. Does this game have a strict NE or an ESS?

2. Show that e_1, e_2, e_3 are ESS points for $A = \begin{pmatrix} 1 & 0 & 0 \\ 0 & 1 & 0 \\ 0 & 0 & 1 \end{pmatrix}$.

1.3 Replicator dynamics

One proposal to describe a mechanism which explains why Nash equilibria and ESS can appear as a dynamic process is the following system of differential equations

$$\dot{x}_i = x_i((Ax)_i - x \cdot Ax), i = 1, \dots, n. \quad (1.6)$$

This means that one considers $x_i(t)$ is a real-valued variable depending on time t , rather than as a rational number.

Note that if $x(t)$ is a probability vector then $\sum_i \dot{x}_i = \sum_i x_i((Ax)_i - x \cdot Ax) = x \cdot Ax - x \cdot Ax = 0$. Moreover, if $x_i(0) = 0$ then $x_i(t) = 0$ for all t . It follows that if $x(0)$ is a probability vector then $x(t)$ is a probability vector for all t . Hence by a fundamental theorem from the theory of differential equations, solutions of (1.6) exist for all time $t \in \mathbb{R}$.

The rationale behind the differential equation (1.6) is the following: let the population be divided up in n types, and let x_i be the proportion of type i (so that x is a probability vector). Then \dot{x}_k/x_i describes the growth rate of type i . The replicator equation assumes that \dot{x}_i/x_i is equal to the fitness $(Ax)_i = e_i \cdot Ax$ of this type i minus the mean average fitness $\sum_i e_i \cdot Ax = x \cdot Ax$ of the population. In particular if $x_i > 0$ and $(Ax)_i > x \cdot Ax$ then $\dot{x}_i > 0$.

Note that (1.6) implies that

$$\frac{d}{dt} \frac{x_i}{x_j} = \frac{x_i}{x_j} ((Ax)_i - (Ax)_j). \quad (1.7)$$

Lemma 1.4 (Nash equilibria and equilibria of the ODE). .

1. Any Nash equilibrium \hat{x} is an equilibrium of the replicator equation (1.6).
2. If \hat{x} is the omega-limit of an orbit $x(t)$, and $\hat{x} \in \text{int } \Delta$ then \hat{x} is a NE.
3. If \hat{x} is Lyapounov stable, then it is a NE.

Proof. By the previous lemma, if \hat{x} is a Nash equilibrium then there exists a c so that $(A\hat{x})_i = c$ for each i for which $\hat{x}_i > 0$. It follows that $(A\hat{x})_i - \hat{x} \cdot A\hat{x} = 0$ for each of such i . For the other i 's one has $\hat{x}_i = 0$. It follows that \hat{x} is a zero of (1.6), proving part (1) of the lemma.

If \hat{x} is not a Nash equilibrium then there exists x so that $x \cdot A\hat{x} > \hat{x} \cdot A\hat{x}$. It follows that there exists i so that $e_i \cdot A\hat{x} > \hat{x} \cdot A\hat{x}$. Hence there exists $\epsilon > 0$ so that for x close to \hat{x} (here we reuse the name x), $(Ax)_i - x \cdot Ax = e_i \cdot Ax - x \cdot Ax > \epsilon$. Hence $\dot{x}_i > \epsilon x_i$ when x is close to \hat{x} and so it is impossible that $x(t) \rightarrow \hat{x}$ as $t \rightarrow \infty$. \square

Example 1.6. Give an example of a system for which not every stationary point \hat{x} is a NE. (Hint: there may be indices i with $\hat{x}_i = 0$ when $(A\hat{x})_i > c$ where c is as above.)

Example 1.7. Describe what happens for

$$A = \begin{pmatrix} 0 & 1 & 0 \\ 0 & 0 & 2 \\ 0 & 0 & 1 \end{pmatrix} \quad (1.8)$$

What are its NE's? What are its ESS's?

Let us first check whether A has any interior NE x . Then $(Ax)_i = c$ and so $x_2 = 2x_3 = x_3 = c$. So $c = x_3 = x_2 = 0$. So there is no interior NE.

To see whether there are other NE's we consider the set $Z_{i,j} = \{x \in \Delta; (Ax)_i = (Ax)_j\}$ where the best response is indifferent between i, j . These sets $Z_{1,2} = \{x_2 = 2x_3\}$, $Z_{1,3} = \{x_2 = x_3\}$ and $Z_{2,3} = \{2x_3 = x_3\} = \{x_3 = 0\}$ are all lines through e_1 . By considering the position, of these lines, it follows the triangle contains regions with non-empty interior where $BR = e_1$

and $BR = e_2$, see Figure 2 below. Here we use that $Ax = \begin{pmatrix} x_2 \\ 2x_3 \\ x_3 \end{pmatrix}$. It follows that e_1 is the

unique NE.

Now we can ask whether $\hat{x} = e_1$ is a EES? Note that $A\hat{x} = 0$, so $x \cdot A(\epsilon x + (1 - \epsilon)\hat{x}) < \hat{x} \cdot A(\epsilon x + (1 - \epsilon)\hat{x})$ reduces to $x \cdot Ax < \hat{x} \cdot Ax$ which is equivalent to $x_1x_2 + x_22x_3 + x_3x_3 < x_2$, which is not the case when $x_1 = x_2 = 0, x_3 = 1$ (or when $x_1 = 1, x_2 = x_3 = 0$), and so e_1 is not an ESS.

By considering $(x_2/x_3)' = (x_2/x_3)(2x_3 - x_3)$, $(x_1/x_2)' = (x_1/x_2)(x_2 - 2x_3)$, $(x_1/x_3)' = (x_1/x_3)(x_2 - x_3)$ we see that on the sides of the triangle there are no additional singularities of the flow, except in the corners. Moreover, it follows that the phase portrait is as in Figure 2. Note that each of the corners e_i is a singularity, but only e_1 is a Nash equilibrium.

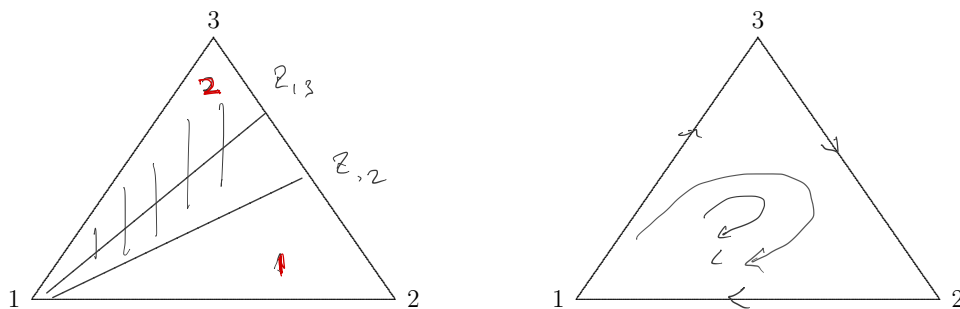


Figure 2: The indifference lines and the flow corresponding to Example 1.7.

Exercise 1.3. 1. Consider the replicator dynamics associated to the following system

$$A = \begin{pmatrix} 0 & 10 & 1 \\ 10 & 0 & 1 \\ 1 & 1 & 1 \end{pmatrix}. \text{ What are the singularities and the ESS points.}$$

2. What is the effect to the replicator dynamics $\dot{x}_i = x_i((Ax)_i - x \cdot Ax)$ of adding to the first column of A the vector $\begin{pmatrix} 1 \\ 1 \\ 1 \end{pmatrix}$. What are the NE and the ESS for this system?

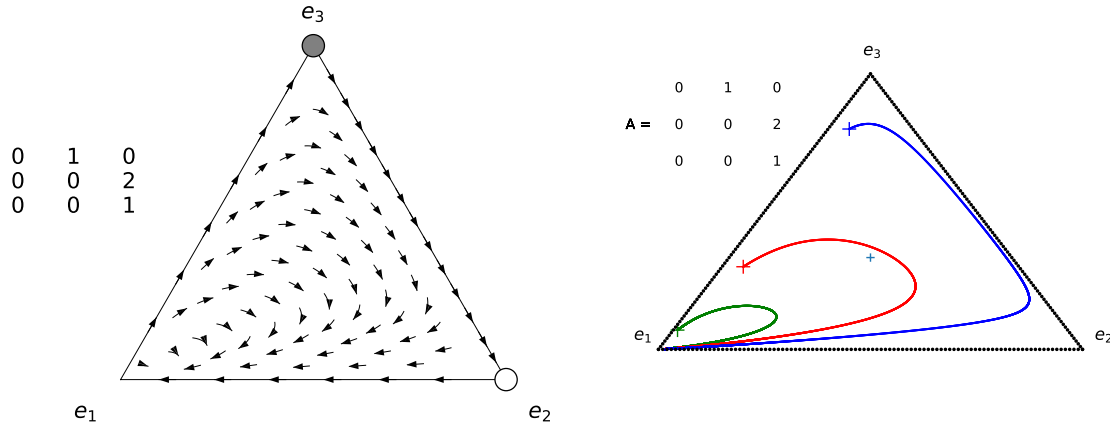


Figure 3: The arrow plot and a computer drawn plot of the flow corresponding to Example 1.7.

3. Why do solutions of the replicator equations starting at some $x(0) \in \Delta$ exist for all $t \in \mathbb{R}$. (Hint: use a theorem from your course on differential equations.)

1.4 ESS points are asymptotically stable for the replicator system

We say that $X \subset \mathbb{R}^n$ is *convex* if $t \cdot x + (1 - t)y \in X$ for all $x, y \in \mathbb{R}^n$ and for all $t \in [0, 1]$. Let us say that a function $f: X \rightarrow \mathbb{R}$ is *convex* if $f(t \cdot x + (1 - t)y) \leq tf(x) + (1 - t)f(y)$ for all $x, y \in \mathbb{R}^n$ and for all $t \in [0, 1]$ and it is called *concave* if the opposite inequality holds throughout.

Theorem 1.1. If \hat{x} is an ESS then it is asymptotically stable for the replicator system.

If $\hat{x} \in \text{int } \Delta$ is an ESS then it globally attracts all initial points $x \in \text{int } \Delta$.

Proof. Consider the function $P(x) = \prod x_i^{\hat{x}_i}$. Let us show that this has a unique maximum at \hat{x} . First notice that when f is a convex function on some interval I , then $f(\sum p_i x_i) \leq \sum p_i f(x_i)$ for $x_1, \dots, x_n \in I$ and all p_i with $p_i \geq 0$ and $\sum p_i = 1$. If f is strictly convex, then a strict inequality holds except when all the x_i are equal. Applying this to $f = \log$ on $[0, \infty]$ (which is concave, so we get the opposite inequality) gives $\sum \hat{x}_i \log(\frac{x_i}{\hat{x}_i}) = \sum_{\hat{x}_i > 0} \hat{x}_i \log(\frac{x_i}{\hat{x}_i}) \leq \log \sum_{\hat{x}_i > 0} x_i \leq \log \sum x_i = \log 1 = 0$. Hence $\sum_i \hat{x}_i \log x_i \leq \sum_i \hat{x}_i \log \hat{x}_i$ and so $P(x) \leq P(\hat{x})$ with equality only if $x = \hat{x}$.

So let us now show that we can consider P as a Lyapounov function:

$$\begin{aligned} \frac{\dot{P}}{P} &= \frac{d}{dt}(\log P) = \frac{d}{dt} \sum \hat{x}_i \log x_i = \sum_{\hat{x}_i > 0} \hat{x}_i \frac{\dot{x}_i}{x_i} = \\ &= \sum \hat{x}_i ((Ax)_i - x \cdot Ax) = \hat{x} \cdot Ax - x \cdot Ax \end{aligned}$$

Since \hat{x} is evolutionary stable, the equation (1.4) gives that the r.h.s. is > 0 and so $\dot{P} > 0$ for all $x \neq \hat{x}$ close to \hat{x} . It follows that orbits starting near \hat{x} converge to \hat{x} .

If $\hat{x} \in \text{int } \Delta$ then (1.5) implies that $\dot{P}/P > 0$ everywhere and so \hat{x} attracts all points in $\text{int } \Delta$. \square

Example 1.8. Consider the matrix $A = \begin{pmatrix} 0 & 6 & -4 \\ -3 & 0 & 5 \\ -1 & 3 & 0 \end{pmatrix}$. Show that $E = (1/3, 1/3, 1/3)$ is a rest point which is asymptotically stable. To see this, compute the eigenvalues of the linearisation at this fixed point. Show that this point is not an ESS, by showing that $e_1 = (1, 0, 0)$ is an ESS.

Solution: $Ax = \begin{pmatrix} 6x_2 - 4x_3 \\ -3x_1 + 5x_3 \\ -1x_1 + 3x_2 \end{pmatrix}$ and so the lines $Z_{i,j}$ all go through E . From this one can see that the lines $Z_{i,j}$ are as in the figure, and so E is a Nash equilibrium. This also determines the singularities and the arrows on the sides of the triangle, as $(x_i/x_j)' = (x_i/x_j)[(Ax)_i - (Ax)_j]$. Indeed, $Z_{2,3} \cap [e_2, e_3]$ and $Z_{1,3} \cap [e_1, e_3]$ are singularities, and of course e_1, e_2, e_3 are also singularities. Note that 2 and 3 are suboptimal strategies at $Z_{2,3} \cap [e_2, e_3]$ and so this point is not a Nash equilibrium. Similarly, e_2, e_3 are not Nash equilibria. On the other hand, $Z_{1,3} \cap [e_1, e_3]$ and e_1 are Nash equilibria. In summary, this game has three Nash equilibria and three additional singularities.

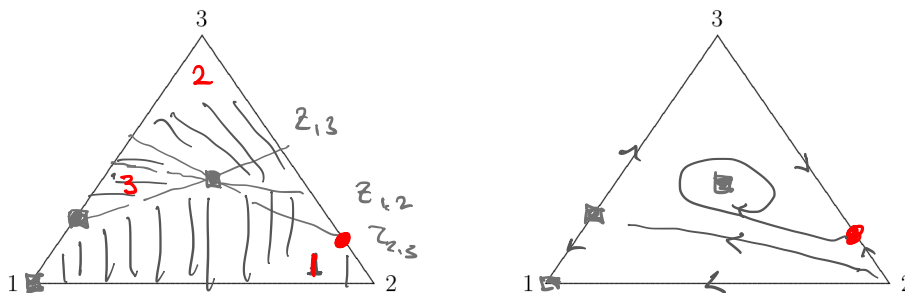


Figure 4: The indifference lines and the flow corresponding to Example 1.8.

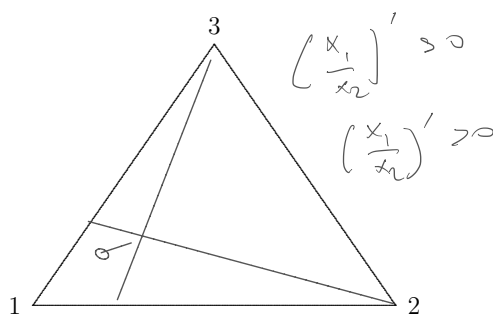


Figure 5: By computing $(x_1/x_2)'$ and $(x_1/x_3)'$ at some point you can determine which direction the flow points towards, see the text in Example 1.8.

The singularity $Z_{2,3} \cap [e_2, e_3] = (0, 5/8, 3/8)$ is a saddle point. Indeed on $[e_2, e_3]$ we have $(x_2/x_3)' = (x_2/x_3)[5x_3 - 3x_2]$. This shows that the arrows along this side point towards $(0, 5/8, 3/8)$. **Exercise: show that this point is indeed a saddle point.**

To compute the eigenvalues in $E = \begin{pmatrix} 1/3 \\ 1/3 \\ 1/3 \end{pmatrix}$ we write $x_i = E + h_i$ and let h be the vector

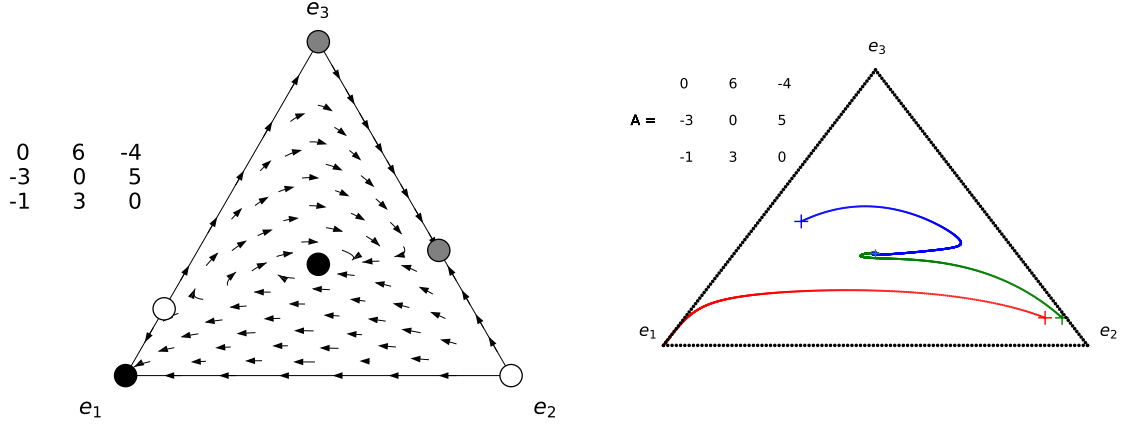


Figure 6: The arrow plot and a computer drawn plot of the flow corresponding to Example 1.8. To make sense of the flow diagram one needs to add carefully more initial conditions. This figure also does not show clearly that orbits spiral towards E . In that sense the hand-drawn flow drawn in Figure 4 shows more clearly what is going on.

with components h_i . Note that since x and E are probability vectors, $\sum h_i = 0$ and so we can replace h_3 by $-h_1 - h_2$. Since all components of AE are equal we have that $h \cdot AE = 0$ and so

$$\begin{aligned} x \cdot Ax &= (E + h) \cdot A(E + h) \\ &= E \cdot AE + h \cdot AE + E \cdot Ah + O(h^2) \\ &= E \cdot AE + E \cdot Ah + O(h^2). \end{aligned} \quad (1.9)$$

and

$$(Ax)_i - x \cdot Ax = (Ah)_i - E \cdot Ah + O(h^2). \quad (1.10)$$

Taking $\mathbb{1}$ to be the vector with 1's we get

$$\begin{aligned} E \cdot Ah &= (1/3)\mathbb{1} \cdot Ah \\ &= (1/3)(-4h_1 + 9h_2 + h_3) \\ &= (-5/3)h_1 + (8/3)h_2 \end{aligned}$$

and

$$\begin{aligned} (Ah)_1 &= 6h_2 - 4h_3 = 4h_1 + 10h_2, \\ (Ah)_2 &= -3h_1 + 5h_3 = -8h_1 - 5h_2. \end{aligned}$$

So $\dot{x}_i = x_i((Ax)_i - x \cdot Ax)$ gives

$$\begin{aligned} \dot{h}_1 &= ((1/3) + h_1)((17/3)h_1 + (22/3)h_2 + O(h^2)) = \\ &= (1/9)(17h_1 + 22h_2) + O(h^2). \\ \dot{h}_2 &= (1/9)(-19h_1 - 23h_2) + O(h^2). \end{aligned}$$

This implies that the linear part at E is equal to

$$(1/9) \begin{pmatrix} 17 & 22 \\ -19 & -23 \end{pmatrix}$$

The eigenvalues of the matrix are $(1/3)(-1 \pm i\sqrt{2})$.

To see that e_1 is an ESS it is sufficient to check that $(x - e_1) \cdot A(\epsilon x + (1 - \epsilon)e_1) < 0$ when $\epsilon > 0$ small. Another way of seeing this, is to observe that it is sufficient to show that

$P = x_1$ is a strict Lyapounov function. (To see that this is sufficient, have a look at the proof of the previous theorem. There it is shown that $\dot{P}/P = \hat{x} \cdot Ax - x \cdot Ax$ and by Lemma 1.3 ESS is equivalent to the statement that this term is positive for x close to \hat{x} .) But we have that $(x_1/x_3)' = (x_1/x_3)[(Ax)_1 - (Ax)_3]$ and $(x_1/x_2)' = (x_1/x_2)[(Ax)_1 - (Ax)_2]$ where the square bracket terms are both positive. This means that the speed vector along the line $P = x_1 = \epsilon$ lies in the cone in the figure, and so P is strictly increasing.

Additional arguments are needed to show that the saddle-separatrices are as shown in Figure 4.

Exercise 1.4. 1. Consider the function P from Theorem 1.1 taking \hat{x} equal to e_1, e_2, e_3 and $A = \begin{pmatrix} 1 & 0 & 0 \\ 0 & 1 & 0 \\ 0 & 0 & 1 \end{pmatrix}$. Draw the phase diagram for the replicator dynamics.

1.5 Further examples

Example 1.9. Consider the following matrix, determine the corresponding NE's and the phase diagrams of the replicator dynamics. $A = \begin{pmatrix} 0 & 2 & 0 \\ 2 & 0 & 2 \\ 1 & 1 & 1 \end{pmatrix}$;

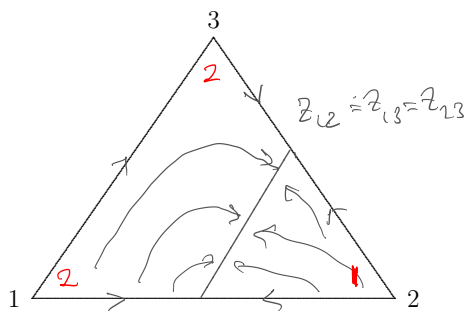


Figure 7: The indifference lines and the flow corresponding to Example 1.9.

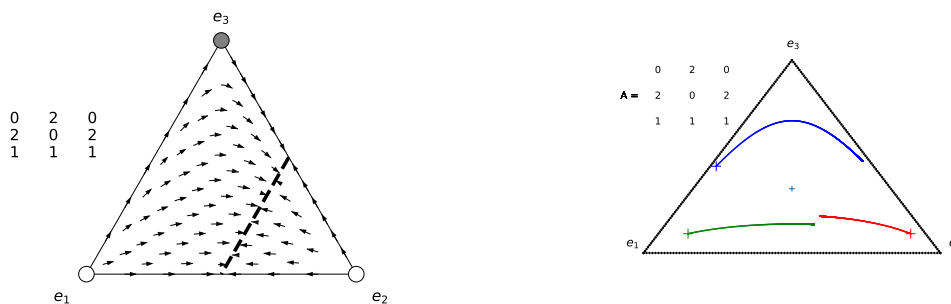


Figure 8: The arrow plot and a computer drawn plot of the flow corresponding to Example 1.9.

Solution: $Z_{1,2}$ and $Z_{1,3}$ correspond to $2x_2 = 2x_1 + 2x_3$ resp $2x_1 + 2x_3 = x_1 + x_2 + x_3$. These are the same lines. $Z_{1,3}$ corresponds to $2x_2 = x_1 + x_2 + x_3 = 1$, so $x_2 = 1/2$. So $Z_{1,3} = Z_{1,2} = Z_{2,3}$ and this lines consists entirely of NE's. These are stationary points of the system, so in particular there are no ESS's. In summary, this system has infinitely many NE's and three additional singularities.

The arrows along the boundary can be seen by using $(x_i/x_j)' = (x_i/x_j)[(Ax)_i - (Ax)_j]$. Along $[e_1, e_2]$ we get $(Ax)_1 - (Ax)_2 = (2x_2 - 2x_1)$, so a sign change at $x_1 = x_2 = 1/2$.

Along $[e_1, e_3]$ we get $(Ax)_1 - (Ax)_3 = (2x_2 - 1) = -1 < 0$ and along $[e_2, e_3]$ we get $(Ax)_2 - (Ax)_3 = (2x_1 + 2x_3 - 1) = 2x_3 - 1$ which has a sign change. Along $Z_{1,2} = Z_{1,3}$ we have that $Ax = (1, 1, 1)$ so this means that all these points are singularities of the replicator system. Note that everywhere $(x_1/x_2)' = (x_1/x_2)(Ax)_1 - (Ax)_2 = 2x_2 - (2x_1 + 2x_3) = -4x_2 - 2$ which shows that orbits converge to the line $Z_{1,2} = Z_{1,3}$.

Example 1.10. Consider $A = \begin{pmatrix} 1 & 5 & 0 \\ 0 & 1 & 5 \\ 5 & 0 & 4 \end{pmatrix}$ determine the corresponding NE's and the phase diagrams of the replicator dynamics. Is there an ESS?

To answer these questions we start by computing Z_{ij} : $Z_{1,2}$ corresponds to $x_1 + 4x_2 = 5x_3$, $Z_{1,3}$ to $5x_2 = 4x_1 + 4x_3$ and $Z_{2,3}$ to $x_2 + x_3 = 5x_1$. These lines intersect at $E := \hat{x} = (3/18, 8/18, 7/18)$, so this is a Nash equilibrium. Note that from the form of the indifference equations, it follows that each side of Δ is intersected by precisely two indifference lines. This, and since $BR(e_i) = e_{i-1}$, implies that there just two possible positions for the Z_{ij} lines, as shown in the figure. Since $Z_{1,2}$ does not intersect $[e_1e_2]$, the situation is as in the left figure.

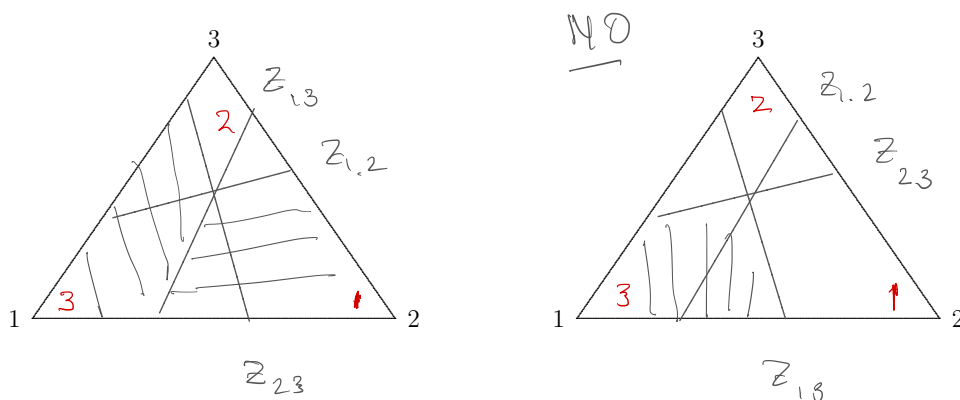


Figure 9: Two potential configurations of the indifference lines in Example 1.10. As explained in the text, the right configuration is impossible.

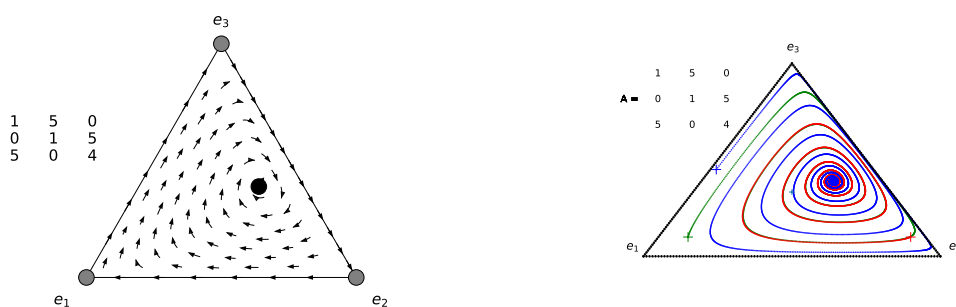


Figure 10: The arrow plot and a computer drawn plot of the flow corresponding to Example 1.10.

Once we see this, we also obtain that orbits are rotating about the NE. Is this NE an ESS? By Lemma 1.3 and since the NE lies in the interior of Δ , the ESS condition corresponds to $xAx < \hat{x}Ax$ for x close to the NE. Write $x = \hat{x} + h = (3/8 + h_1, 8/18 + h_2, 7/18 + h_3)$ where $h_1 + h_2 + h_3 = 0$. So we need to check $(x - \hat{x})Ax = (h_1h_2h_3)Ax < 0$. Since \hat{x} is a NE and $h_1 + h_2 + h_3 = 0$, this is equivalent to $(h_1h_2h_3)A(h_1h_2h_3) < 0$. Since $h_1 + h_2 + h_3 = 0$, the last expression is equal to $h_1^2 + 5h_1h_2 + h_2^2 + 5h_2h_3 + 5h_1h_3 + 4h_3^2$. Substituting $h_3 = -h_1 - h_2$

gives that this is equal to

$$h_1^2 + 5h_1h_2 + h_2^2 - 5h_2h_1 - 5h_2^2 - 5h_1^2 - 5h_1h_2 + 4(h_1 + h_2)^2 = 3h_1h_2.$$

This expression does not have a constant sign for $h_1, h_2 \approx 0$. So the attracting NE is not an ESS. Nevertheless solutions converge to E . Indeed, write $x = \hat{x} + h$. Then, using the calculation from (1.10),

$$\begin{aligned}\dot{h}_1 &= (3/18 + h_1)[(h_1 + 5h_2) - \hat{x} \cdot Ah + O(h^2)] \\ \dot{h}_2 &= (8/18 + h_2)[(h_2 + 5h_3) - \hat{x} \cdot Ah + O(h^2)].\end{aligned}$$

Note that $\hat{x}A = (19/9, 23/18, 34/9)$ and since $h_3 = -h_1 - h_2$ this gives $\hat{x}Ah = -(5/3)h_1 - (5/2)h_2$ and so we obtain

$$\begin{aligned}\dot{h}_1 &= (1/18)[(3h_1 + 15h_2 + (5/3)h_1 + (5/2)h_2) + O(h^2)] \\ \dot{h}_2 &= (1/18)[(8h_2 - 40h_1 - 40h_2) + (5/3)h_1 + (5/2)h_2 + O(h^2)].\end{aligned}$$

Or in simplified form:

$$\begin{aligned}\dot{h}_1 &= (1/18)[(14/3)h_1 + (35/2)h_2] + O(h^2) \\ \dot{h}_2 &= (1/18)[-(115/3)h_1 - (59/2)h_2] + O(h^2)\end{aligned}$$

The linear part of this system is

$$\frac{1}{18} \begin{pmatrix} 14/3 & 35/2 \\ -115/3 & -59/2 \end{pmatrix}.$$

This has eigenvalues $-0.6898 \pm 1.0815i$ so the system is locally stable. (I've determined the eigenvalues using Matlab.) To show that the system is globally stable one needs additional methods.

Exercise 1.5. 1. Consider the replicator dynamics associated to the following system

$$A = \begin{pmatrix} 0 & 10 & 1 \\ 10 & 0 & 1 \\ 1 & 1 & 1 \end{pmatrix} \text{ (see also Exercise 1.3(1)) and determine its phase portrait.}$$

1.6 Rock-paper-scissor replicator game

There is a class of systems which have only one Nash equilibrium and for which $\mathcal{BR}(e_i) = e_{i+1}$ (or $\mathcal{BR}(e_i) = e_{i-1}$). So this suggests cyclic behaviour, and are therefore called rock-paper-scissor games. Let us consider the replicator dynamics in one example of this situation; in the general case the analysis is the same but computationally more involved.

Example 1.11. Consider the matrix $A = \begin{pmatrix} 0 & 1 & -b \\ -b & 0 & 1 \\ 1 & -b & 0 \end{pmatrix}$ when $b > 0$. If $b = 1$ then this is

a zero-sum game because then $A + A^{tr} = 0$ (and we took $B = A^{tr}$ to be the payoff matrix of the 2nd player), but otherwise it is not a zero-sum game. Show that $V := x_1x_2x_3$ is a constant of motion (i.e. $t \mapsto V(x(t))$ is constant) when $b = 1$ and draw the phase diagram. If $b \neq 1$, it is a Lyapounov function; draw the phase diagram. This game is called a **rock-paper-scissor game**. These games will discussed again in Subsection 1.6.

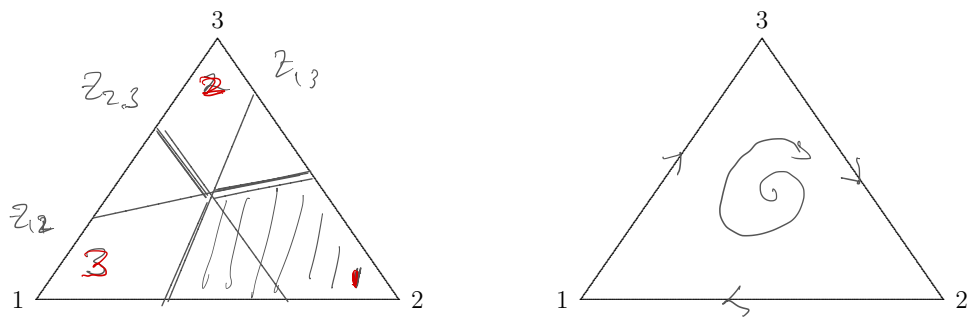


Figure 11: The rock-scissor-paper game from Example 1.11. On the right the situation where $b > 1$ is drawn.

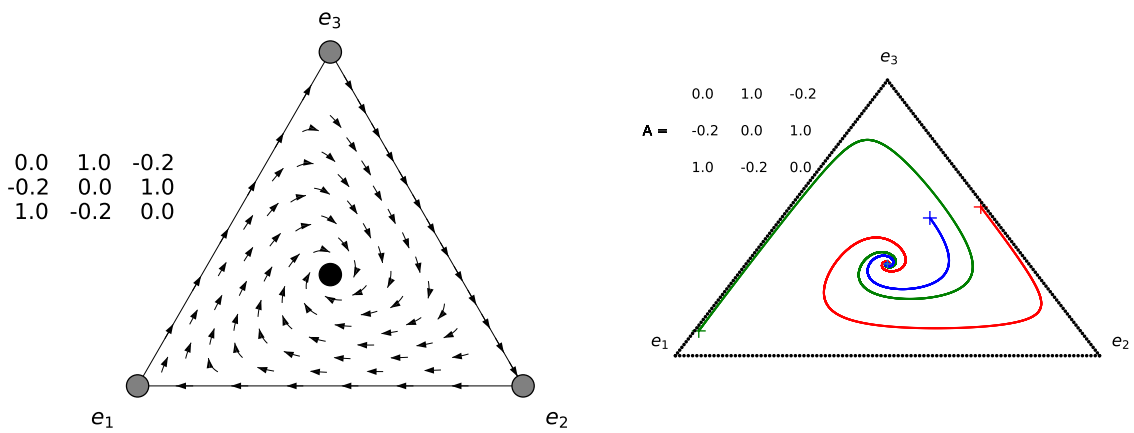


Figure 12: The arrow plot and a computer drawn plot of the flow corresponding to Example 1.11 for $b \in (0, 1)$.

Solution. Note that $\mathcal{BR}(e_i) = e_{i-1}$: so the best response is cyclic. This matrix has an interior NE at $(1/3, 1/3, 1/3)$. As in Theorem 1.1 take $P = (x_1 x_2 x_3)^{1/3}$. By the calculation in that theorem, $\dot{P}/P = \hat{x} \cdot Ax - x \cdot Ax = (\hat{x} - x) \cdot Ax$. Write $x = 1/3 + h_i$. A calculation shows that $(\hat{x} - x) \cdot Ax = (b/3 - 1/3)(h_1 + h_2 + h_3) + (b-1)(h_1 h_2 + h_1 h_3 + h_2 h_3) = (1-b)(h_1^2 + h_2^2 + h_1 h_2)$ where in the last equality we used that $h_3 = -h_1 - h_2$. So $\dot{P}/P > 0$ when $b \in (0, 1)$ and $\dot{P}/P < 0$ when $b > 1$. So interior orbits starting at $x \neq E$, spiral out to the boundary when $b > 1$ and towards E when $b \in (0, 1)$.

Let us see whether there are other Nash equilibria. This can be done in a number of ways. One way is to show that the indifference lines are as shown along the above figure. Along the boundary $x_2 = 0$, we have $Ax = (x_2 - bx_3, -bx_1 + x_3, x_1 - bx_2) = (-bx_3, -b + (1+b)x_3, 1 - x_3)$ where we used that along this boundary $x_1 = 1 - x_3$. Hence $\mathcal{BR}(e_1) = e_3$, $\mathcal{BR}(e_3) = e_2$ and $x \in Z_{2,3} \cap [e_1, e_3]$ along this side implies $x_3 = (1+b)/(2+b)$ and therefore $e_2 \cdot Ax = e_3 \cdot Ax > 0$. When $x \in Z_{1,3} \cap \{x_2 = 0\}$ then $x_3 = 1/(b-1) \notin [0, 1]$ as $b > 0$ and similarly $x \in Z_{1,2} \cap \{x_2 = 0\}$ then $x_3 = b/(1+2b)$ and then $(Ax)_1 = (Ax)_2 < 0 < (Ax)_3$. So using the symmetry we obtain that the positions of Z_{ij} are as in Example 1.10.

Moreover, along $[e_1, e_3]$ one has $(Ax)_1 - (Ax)_3 = -bx_3 - (1 - x_3) = (1-b)x_3 \leq 0$ as $b > 0$ and $x_3 \in [0, 1]$. So $(x_1/x_3)' < 0$ and there are no singularities along this boundary of the triangle. So solutions spiral out/in depending on whether $b > 1$ or $b \in (0, 1)$, and the arrows on the sides of Δ are as shown.

Lemma 1.5. Consider $A = \begin{pmatrix} 0 & 1 & -b \\ -b & 0 & 1 \\ 1 & -b & 0 \end{pmatrix}$ with $b > 1$. Then

$$z(T) = \frac{1}{T} \int_0^T x(t) dt \quad (1.11)$$

depends continuously on T and converges to some polygon with corners $A_1 = (1, b^2, b)/(1 + b + b^2)$, $A_2 = (b, 1, b^2)/(1 + b + b^2)$ and $A_3 = (b^2, b, 1)/(1 + b + b^2)$. You will be asked in Exercise 1.6 to show that A_i, A_{i+1}, e_{i+1} are collinear. (Later on we shall see that the triangle is the orbit under the so-called best response dynamics.)

Proof. Integrating the expression of the replicator dynamics and dividing by T gives

$$\frac{\log(x_i(T)) - \log(x_i(0))}{T} = \frac{1}{T} \sum_j a_{ij} \int_0^T x_j(t) dt - \frac{1}{T} \int_0^T x \cdot Ax dt. \quad (1.12)$$

Since $x(t)$ spends most of the time close to corners of the simplex (there the speed is small, and between corners it is large) and since $a_{ii} = 0$,

$$\lim_{T \rightarrow \infty} \frac{1}{T} \int_0^T x \cdot Ax dt \rightarrow 0. \quad (1.13)$$

(This statement is properly proved in the 2nd part of Exercise 1.6.)

cm

Take a sequence $T_k \rightarrow \infty$ so that $x(T_k)$ converges to some point $w \in \partial\Delta$ with T_k chosen, to be definite, so to that $w \in (e_3, e_2)$, i.e. $w_1 = 0$ and so that $w_2, w_3 > 0$. Taking, if necessary, a subsequence of T_k we can assume that $z(T_k) = \frac{1}{T_k} \int_0^{T_k} x(t) dt$ converges to some point $z \in \Delta$.

Since $x_i(T_k) \rightarrow w_i \in (0, 1)$ for $i = 2, 3$ and since $T_k \rightarrow \infty$ we have

$$\frac{\log(x_i(T_k)) - \log(x_i(0))}{T_k} \rightarrow 0$$

for $i = 2, 3$ as $k \rightarrow \infty$. Hence, using (1.11), (1.12) and (1.13) we get that for $i = 2, 3$,

$$\frac{1}{T_k} \sum_j a_{ij} \int_0^{T_k} x_j(t) dt = (Az(T_k))_i \rightarrow 0$$

as $k \rightarrow \infty$. Since $z(T_k) \rightarrow z$ this implies $(Az)_2 = 0, (Az)_3 = 0$, i.e.

$$\sum_j a_{2j} z_j = \sum_j a_{3j} z_j = 0.$$

Using the definition of the matrix A we get that for $i = 2, 3$ we have $-bz_1 + z_3 = z_1 - bz_2 = 0$. Combined with $z_1 + z_2 + z_3 = 1$ this means $z = A_2 := (b, 1, b^2)/(1 + b + b^2)$.

Similarly when $w \in (e_2, e_1)$ respectively $w \in (e_1, e_3)$ we get that z is equal to $A_1 = (1, b^2, b)/(1 + b + b^2)$ and $A_3 = (b^2, b, 1)/(1 + b + b^2)$.

Similarly, if $x(T_k)$ converges, say, to e_3 and simultaneously $z(T_k) \rightarrow z$ then we obtain (following the same argument as above) that $\frac{\log(x_i(T)) - \log(x_i(0))}{T} \rightarrow 0$ for $i = 3$ and therefore

$$\sum_j a_{3j} z_j = 0.$$

This means $z_1 - bz_2 = 0$ (which corresponds to a line segment containing the points A_3 and A_2). So during the very long time interval when $x(T)$ stays near e_3 , the average $z(T)$ travels along this segment between A_3 and A_2 , so to one of the sides of the triangle A_1, A_2, A_3 . \square

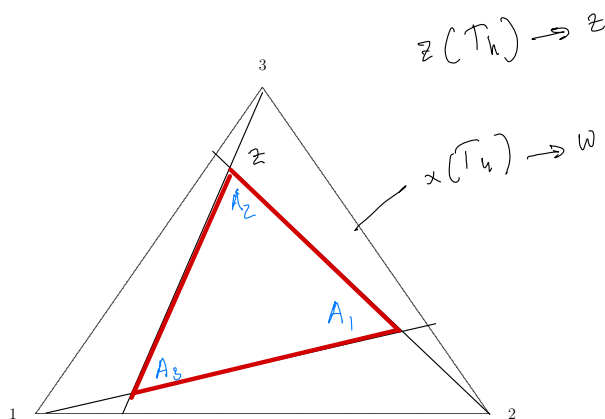


Figure 13: The triangle from Lemma 5.5. As the orbit $x(T_k)$ converges to the boundary of Δ the average $z(T_k)$ converges to the shown triangle. During the very long time interval when $x(T_k)$ converges to one of the corners e_i the average $Z(T_k)$ converge to one of sides of the triangle.

Later on we will consider non-symmetric rock-paper-scissor games, and ask whether these can lead to chaotic dynamics.

- Exercise 1.6.**
1. Explain why the name Rock-Scissor-Paper is appropriate for the game from example 1.11.
 2. Show that A_i, A_{i+1}, e_{i+1} from Lemma 5.5 are collinear.

3. Go through each of the steps in the proof of Lemma 5.5 carefully. For example, give a convincing argument why $\lim_{T \rightarrow \infty} \frac{1}{T} \int_0^T x \cdot Ax dt \rightarrow 0$. (This is a more challenging exercise. Hint: use that there for each corner point there exists a C^1 diffeomorphism which conjugates solutions of this differential equation at that corner point to the solutions of a linear differential equation corresponding to a diagonal matrix.)

1.7 Hypercycle equation and permanence

Is it possible that orbits don't converge to the boundary (we shall call this property 'permanence') and also not to a Nash equilibrium in the interior?

Let us consider an example of such a situation. Consider

$$A = \begin{pmatrix} 0 & 0 & 0 & \dots & \dots & \dots & k_1 \\ k_2 & 0 & 0 & \dots & \dots & \dots & 0 \\ 0 & k_3 & 0 & \dots & \dots & \dots & 0 \\ \vdots & \vdots & \vdots & \ddots & \ddots & \ddots & \vdots \\ 0 & 0 & 0 & \dots & \dots & k_n & 0 \end{pmatrix}$$

This matrix is used to model n populations where population i catalyses the reproduction of the population $i + 1 \pmod{n}$. This model was created to understand the replication of RNA fragments in the primordial soup. For more on this see Eigen M. and Schuster P., *The Hypercycle* (Springer-Verlag, New York, Berlin, 1979) and [https://en.wikipedia.org/wiki/Hypercycle_\(chemistry\)](https://en.wikipedia.org/wiki/Hypercycle_(chemistry)).

To simplify the analysis we will consider the case that $k_i = 1$. So the replicator dynamics is described by

$$\dot{x}_i = x_i(x_{i-1} - \sum_{j=1}^n x_j x_{j-1}). \quad (1.14)$$

where we use the cyclic notation, i.e. we take $x_0 = x_n$.

Lemma 1.6. This system has an interior Nash equilibrium which is stable for $n \leq 4$ and unstable (of saddle-type) for $n \geq 5$.

Proof. $E = (1/n)(1, 1, \dots, 1)$ is a Nash equilibrium. An elementary calculation show that the linear part of the system at this point is the matrix

$$\begin{pmatrix} -2/n^2 & -2/n^2 & -2/n^2 & \dots & \dots & -2/n^2 & 1/n - 2/n^2 \\ 1/n - 2/n^2 & -2/n^2 & -2/n^2 & \dots & \dots & \dots & -2/n^2 \\ -2/n^2 & 1/n - 2/n^2 & -2/n^2 & \dots & \dots & \dots & 2/n - 2/n^2 \\ \vdots & \vdots & \vdots & \ddots & \ddots & \ddots & \vdots \\ -2/n^2 & -2/n^2 & -2/n^2 & \dots & \dots & 1/n - 2/n^2 & -2/n^2 \end{pmatrix}.$$

This is an example of a circulant matrix

$$C = \begin{pmatrix} c_0 & c_1 & c_2 & \dots & \dots & \dots & c_{n-1} \\ c_{n-1} & c_0 & c_1 & \dots & \dots & \dots & c_{n-2} \\ \vdots & \vdots & \vdots & \ddots & \ddots & \ddots & \vdots \\ \vdots & \vdots & \vdots & \dots & \dots & \dots & \vdots \\ c_1 & c_2 & c_3 & \dots & \dots & \dots & c_0 \end{pmatrix}.$$

It is easy to check that the eigenvalues of such a matrix are equal to

$$\gamma_k = \sum_{j=0}^{n-1} c_j \lambda^{jk}, k = 0, \dots, n-1 \quad (1.15)$$

and corresponding eigenvectors

$$(1, \lambda^k, \lambda^{2k}, \dots, \lambda^{(n-1)k}), k = 0, \dots, n-1$$

where $\lambda = e^{2\pi i/n}$. In our setting this leads to $\gamma_0 = 1$ and

$$\gamma_k = \sum_{j=0}^{n-1} \frac{-2}{n^2} \lambda^{jk} + \frac{1}{n} \lambda^{(n-1)k} = \frac{\lambda^{-k}}{n}, k = 1, \dots, n-1$$

where we use that the first sum in this expression vanishes. The eigenvalue 1 with the eigenvector $(1, 1, 1, \dots, 1)$ (when $k = 0$) corresponds to the motion orthogonal to the simplex Δ so is not of interest. When $n = 3$, we get $\gamma_k = (1/2)e^{2k\pi i/3}$, $k = 1, 2$. The real parts of both these eigenvalues are negative, so the singularity is stable. When $n = 4$, we get $\gamma_k = (1/2)e^{2k\pi i/4}$, $k = 1, 2, 3$ and we see that the eigenvalues γ_1, γ_3 lie on the imaginary axis. Using a Lyapounov function, see below, we show below that in spite of this the singularity is stable when $n = 4$. For $n \geq 5$ there are eigenvalues with positive real part. So in this case the singularity is of saddle type, i.e. both the stable and unstable manifold of the singularity is non-empty. So the singularity is certainly not locally stable.

Let us explain that the boundary of the simplex Δ is repelling (and prove this statement for $n = 2, 3, 4$). Define the Lyapounov function $P(x) = x_1 \cdots x_n$. This function is zero on the boundary of Δ and positive in the interior of Δ . Using the chain rule we get that

$$\frac{d}{dt}(\log P) = \sum_{i=1}^n \frac{\dot{x}_i}{x_i} = 1 - n \sum_{j=1}^n x_j x_{j-1}.$$

For $n = 2$ and $n = 3$ this function is strictly positive on the interior of Δ except at the Nash equilibrium E . When $n = 4$ then

$$\begin{aligned} \frac{\dot{P}}{P} &= \frac{d}{dt}(\log P) = \sum_{i=1}^n \frac{\dot{x}_i}{x_i} = 1 - n \sum_{j=1}^n x_j x_{j-1} = \\ &= 1 - 4(x_1 x_4 + x_2 x_1 + x_3 x_2 + x_4 x_3) = \\ &= 1 - 4(x_1 + x_3)(x_2 + x_4) = 1 - 4t(1-t) \geq 0 \end{aligned} \quad (1.16)$$

where $t = (x_1 + x_3) = 1 - (x_2 + x_4) \in [0, 1]$. Note that $1 - 4t(1-t) \geq 0$ and is 0 if and only if $t = 1/2$. So $\dot{P}/P > 0$ on the interior of Δ minus $W = \{x \in \Delta; (x_1 + x_3) = 1/2 = (x_2 + x_4)\}$. Moreover, the only invariant subset of W is E : if $y(0) \in W$ and $y(t) \in W$ for all $t \geq 0$ then $y(0) = E$ (see exercise below).

Claim: this implies that the Nash equilibrium is stable (and in fact attracts all orbits starting in the interior of Δ).

Proof of Claim: Take $x(0)$ in the interior of Δ and suppose by contradiction that $x(t) \not\rightarrow E$. By (1.16) and since P has a unique maximum at E , we have then that $t \mapsto P(x(t))$ is increasing while at the same time there exists $\delta > 0$ so that $0 < P(x(0)) \leq P(x(t)) \leq P(E) - \delta$ for all $t \geq 0$. Hence $\dot{P} \rightarrow 0$ as $t \rightarrow \infty$. Using again (1.16) it follows that $x(t) \rightarrow W$ as $t \rightarrow \infty$. But this implies that for each accumulation point $y(0)$ of $x(t)$ in $W = \{x \in \Delta; x_1 + x_3 = x_2 + x_4\}$

we have that its solution $y(t)$ stays in W for $t \geq 0$ and therefore we must have $y(0) = E$, a contradiction.

Notice that for any arbitrary n

$$\frac{d}{dt}(\log P) = \sum_{i=1}^n \frac{\dot{x}_i}{x_i} = 1 - n \sum_{j=1}^n x_j x_{j-1} > 0$$

whenever $x \in \Delta$ is close to one of the corners e_i of Δ , and so $x(t)$ moves then away from the boundary of Δ . As part of the first project you are asked (based on Hofbauer and Sigmund's book) to show that orbits move away from the boundary when $n \geq 5$. So for $n \geq 5$, the attracting set is neither the boundary of Δ nor the singularity E . \square

Exercise 1.7. 1. Show that the expression in (1.15) indeed gives the eigenvalues for the matrix C from Lemma (1.6).

2. Show that when $n = 4$ indeed E is the only forward invariant subset of the set W defined in the proof of the previous lemma. Hint: define the new variable $z = x_1 + x_3 - (x_2 + x_4)$. Then $\dot{z} = (x_1 - x_3)(x_2 - x_4) - z(\sum_{j=1}^n x_j x_{j-1})$. We need to show that if $z(0) = 0$ then $z(t) = 0$ for all $t \geq 0$. Since $\sum_{j=1}^n x_j x_{j-1} > 0$ for x in the interior of Δ , this only holds if $(x_1(t) - x_3(t))(x_2(t) - x_4(t)) = 0$ for all $t \geq 0$. Claim: this implies $x_1(0) = x_2(0) = x_3(0) = x_4(0)$ and so $x = E$.

Proof of claim: If $x_1 - x_3 = 0$ then $\dot{x}_1 - \dot{x}_3 = (x_1 x_4 - x_3 x_2) - (x_1 - x_3)(\sum_{j=1}^n x_j x_{j-1})$ reduces to $\dot{x}_1 - \dot{x}_3 = x_1(x_4 - x_2)$. Hence $x_1 - x_3 = 0$ and $\dot{x}_1 - \dot{x}_3 = 0$ implies $x_4 - x_2 = 0$. Similarly if $x_2 = x_4$ then $\dot{x}_2 - \dot{x}_4 = x_2 x_1 - x_4 x_3 - (x_2 - x_4)(\sum_{j=1}^n x_j x_{j-1})$ reduces to $\dot{x}_2 - \dot{x}_4 = x_2(x_1 - x_3)$ and therefore $\dot{x}_2 - \dot{x}_4 = 0$ and $x_2 - x_4 = 0$ implies $x_1 - x_3 = 0$.

1.8 Existence and the number of Nash equilibria

In this section we will show that each game has a Nash equilibrium, and in fact that for "most games" the number of Nash equilibria is odd. In fact, we will prove a result which will assign to each Nash equilibrium an index, and state that the sum of the indices is equal to $(-1)^{n-1}$ where n is the number of dimensions.

To discuss this, we will need to discuss some background on degree theory on the index of a vector field. Several results on this background will not be covered in these lectures.

To start with, let assume that M, N are smooth connected orientable manifolds. If you don't know what a manifold is, then think of for example $M = \mathbb{R}^n$, M is an open ball in \mathbb{R}^n , $M = S^1$, $M = S^2$ or the two-dimensional torus $M = T^2$.

Moreover, let $f: M \rightarrow N$ be a smooth map. We say that y is a *regular value* if $f^{-1}(y) \neq \emptyset$ and if for each $x \in f^{-1}(y)$ the map f is locally smoothly invertible near x , i.e. Df_x is an invertible matrix. In this case, define

$$\text{sign } Df_x = \begin{cases} +1 & \text{if } \det(Df_x) > 0 \\ -1 & \text{if } \det(Df_x) < 0 \end{cases}$$

Definition. Let $f: M \rightarrow N$ be a smooth map and that y is a regular value. Then the degree of f at a point $y \in f(M) \setminus f(\partial M)$ is equal to

$$\text{deg}(f; y) = \sum_{x \in f^{-1}(y)} \text{sign } Df_x.$$

Example 1.12. Let $S^1 = \mathbb{R}/\mathbb{Z}$ and $f: S^1 \rightarrow S^1$ be defined by $x \mapsto nx$. Then $\deg(f, y) = n$ for each y . Let M be an open ball in $N := \mathbb{R}^n$ and define $f(x) = -x$. Then $\deg(f, y) = (-1)^n$ for each $y \in N = f(M)$.

Assume that M is a compact manifold without boundary (we will only need to consider the case that M is a sphere).

Theorem 1.2. The degree of a map has the following useful properties.

- The degree $\deg(f, y)$ of $f: M \rightarrow N$ is the same for each regular value y of f , see figure in lecture. So this why we speak also of $\deg(f)$.
- If $f_t: M \rightarrow N$ is a family of smooth maps depending smoothly on t , then $\deg(f_0) = \deg(f_1)$.

Definition. Consider $X: \mathbb{R}^n \rightarrow \mathbb{R}^n$, and assume x_0 is an isolated zero of X . We will view X as a vector field, so at each point $x \in \mathbb{R}^n$ we have a vector $X(x)$. Take a small sphere S centered at x_0 (i.e. take the boundary of a small ball centered at x_0) on which X has no zeros, and define the map

$$f: S \rightarrow S^{n-1}, \text{ by } f(x) = \frac{X(x)}{|X(x)|}.$$

Then the *index* of X at x_0 is defined as

$$\text{ind}(X, x_0) := \deg(f).$$

The same definition applies if X is a vector field on a manifold.

Example 1.13. The index of a saddle point in \mathbb{R}^2 is -1 , and of a source and a sink is 1 .

Lemma 1.7. Assume that X is a vector field, and x_0 an isolated singularity and that its linearisation $A := DX(x_0)$ is non-singular (i.e. invertible). Then $\text{ind}(X, x_0)$ is equal to the sign of the determinant of A .

In particular, we have $\text{ind}(-X, x_0) = (-1)^n \cdot \text{ind}(X, x_0)$ where n is the dimension.

It is easy to check this in dimension two or for linear vector fields. The general case can be seen by deforming the vector field continuously to the linear one, without introducing new singularities.

Example 1.14. Consider the vector field $X(x) = -x$ on \mathbb{R}^n . This corresponds to the differential equation $x'_i = -x_i$, $i = 1, \dots, n$. Then according to the previous theorem, $\text{ind}(X, 0) = (-1)^n$. Moreover, the associated map is equal to $f(x) = -x$, and so again $\deg(f, 0) = (-1)^n$.

The following remarkable theorem is related to the famous Brouwer fixed point theorem.

Theorem 1.3 (Poincaré-Hopf theorem). Let X be a vector field which is defined on a compact manifold M (you may assume that M is a compact subset of \mathbb{R}^n), and assume that if M has a non-empty boundary then for each $x \in \partial M$ one has that $X(x)$ points outwards.

Then

$$\sum_{x, X(x)=0} i_X(x) = \chi(M)$$

where $\chi(M)$ is the Euler characteristic of M .

In this course we won't develop the machinery to compute (or even to formally define) the Euler characteristic of a space. For this you need some homology theory, a subject which is covered in most courses on algebraic homology, and so outside the scope of this course. However, let us give some examples.

Example 1.15. The sphere S^2 in \mathbb{R}^3 has Euler characteristic 2. A surface which is made up of a sphere with g handles, has Euler characteristic $2 - 2g$. So for example the torus has Euler characteristic 0 and the pretzel Euler characteristic -2 . In fact, assume that you describe a surface as a convex polyhedron. Then its Euler characteristic $\chi(\text{surface}) = V - E + F$ where V, E, F are the number of vertices, edges and faces. For example, for a cube $V = 8, E = 12, F = 6$ and so $\chi = 2$ while for a tetrahedron, $V = 4, E = 6, F = 4$ and so again $\chi = 2$.

Similarly, an open or closed ball B in \mathbb{R}^n has Euler characteristic $\chi(B) = 1$ whereas the sphere S^n in \mathbb{R}^{n+1} has Euler characteristic $\chi(S^n) = 1 + (-1)^n$.

Example 1.16. The above theorem implies the *Brouwer's fixed point theorem* if we assume that the map involved is smooth. This theorem says that any continuous map $f: B \rightarrow B$ from a ball in \mathbb{R}^n has a fixed point. Let us assume that f is smooth, B is the unit ball and by contradiction assume that f has no fixed point. Then we can define the vector field $X(x)$ defined by $X(x) = x - f(x)$ has no zeros and points along the boundary to the exterior of B . But this contradicts the Poincaré-Hopf theorem as $\chi(B) = 1$.

Example 1.17. The above theorem also implies the so-called hairy ball theorem: If X is a vector field on S^2 then

$$\sum_{x, X(x)=0} i_X(x) = 2.$$

In particular X has at least one zero. The reason this is called the hairy ball theorem is that it implies that a hairy ball has to have places where the "hair sticks up". Note that the above theorem also implies that it is impossible to have a vector field on S^2 with just one saddle point.

Application to game theory

We say that a singularity x_0 of a vector field X is *regular* if the linear part $A = DX(x_0)$ is invertible, and say that a game is *regular* if at each Nash equilibrium \bar{x} , the replicator dynamics has a regular singularity (i.e. the linearisation is invertible - so no zero eigenvalue).

Remark 1. Assume that x_0 is a regular singularity of the vector field X and let X_λ is a family of vector fields depending differentiably on λ with $X_0 = X$. Then by the implicit function theorem, there exists a function $\lambda \rightarrow x_0(\lambda)$ so that $X(x_0(\lambda)) = 0$. (So the singularity moves smoothly as the parameter varies.)

Theorem 1.4. Each $n \times n$ matrix A has at least one Nash equilibrium. Moreover,

1. if A is a regular game, then the number of its Nash equilibria is odd.
2. Consider a Nash equilibrium \bar{x} of the replicator dynamics $\dot{x} = X(x)$ on the boundary of Δ and let $B = DX(\bar{x})$ its linear part. Then any eigenvalue corresponding to any eigenvector of B which is transversal to the boundary of Δ is negative. Hence the stable manifold of \bar{x} points into the interior of Δ , and the unstable manifold of \bar{x} is either empty or fully contained in $\partial\Delta$.
3. Most $n \times n$ matrices are regular.

Proof. Consider the following slight modification of a replicator equation:

$$\dot{x}_i = x_i((Ax)_i - x \cdot Ax - n\epsilon) + \epsilon. \quad (1.17)$$

and let X_ϵ be the vector field defined by the r.h.s. of this expression. Along $\partial\Delta$, the vector field $X_\epsilon(x)$ has no singularities, and points into the simplex Δ . This means that along $\partial\Delta$ the vector field $-X_\epsilon(x)$ points outwards. So, by the Poincaré-Hopf theorem, the sum of the indices of the singularities of $-X_\epsilon$ is equal to 1. Now note that X and $-X$ have the same singularities, and by Lemma 1.7 at each singularity x_0 we have $\text{ind}(-X_\epsilon, x_0) = (-1)^{n-1}\text{ind}(X_\epsilon, x_0)$ because the dimension of Δ is $n-1$. It follows that for each $\epsilon > 0$, the sum of the indices of the singularities of (1.17) is equal to $(-1)^{n-1}$.

This implies that the number of singularities of X_ϵ is odd: let k, l be the number of singularities with index $+1$ resp -1 . Suppose by contradiction that $k+l$ is even. Since $k(+1)+l(-1) = (-1)^{n-1}$ we have $k-l = 1 \pmod 2$ and $k+l = 0 \pmod 2$. This is impossible and therefore we get that $k+l$ is odd.

Let us now show that every singularity of X_0 is a Nash equilibrium (here we use that X_0 is regular). Indeed, for any singularity $p(\epsilon)$ of (1.17) we have

$$(Ap(\epsilon))_i - p(\epsilon) \cdot Ap(\epsilon) = n\epsilon - \frac{\epsilon}{p_i(\epsilon)}.$$

Note that for any $\delta > 0$, we have that $n\epsilon - \frac{\epsilon}{p_i(\epsilon)} \leq \delta$ for $\epsilon > 0$ sufficiently small. Hence, for any limit point \bar{p} of $\lim_{\epsilon \rightarrow 0} p(\epsilon)$ we have that

$$(A\bar{p})_i \leq \bar{p} \cdot A\bar{p}$$

and so \bar{p} is a Nash equilibrium.

Moreover, if all singularities of the replicator system X_0 are regular, then X_0 has finitely many singularities (each one is isolated). Each of these singularities moves smoothly with ϵ and remains a singularity of X_ϵ , i.e. of (1.17). Moreover, the number singularities of (1.17) remains the same for all $\epsilon \geq 0$ small. This proves the first assertion of the lemma.

To prove the 2nd assertion, let us consider a singularity \bar{x} on the boundary, i.e. with $\bar{x}_i = 0$. Because of the form of the equation, the i -row of the linearisation B is of the form $(00 \dots z_i \dots 00)$ where $z_i = (A\bar{x})_i - \bar{x} \cdot A\bar{x}$ appears on the i -position and the other terms are zero. It follows that any eigenvector with a non-zero i -component has eigenvalue z_i . Since we assumed that the system is regular and it is a Nash equilibrium, we have $z_i < 0$. Hence the 2nd claim holds.

It is not so hard to prove the 3rd assertion, but we will not do this here. \square

Example 1.18. In Example 1.8 we had three Nash equilibria: e_1, E and $[e_1, e_3] \cap Z_{1,3}$. The first one is a sink, the 2nd a source, and the final one a saddle, so with index $+1, +1, -1$. The sum of these numbers is equal to $+1 + 1 - 1 = 1 = (-1)^{3-1}$. In several other examples we had a unique NE which was a sink or source in the interior (or a centre) and so there the theorem also holds.

Exercise 1.8. 1. Check the formula from Theorem 1.3 for simple flows on S^2 and on the two-torus T^2 . In the case S^2 consider the north-south flow (each point except the north pole flows to the southpole). In the case of T^2 draw a picture of a similar flow (think of a doughnut standing on its side) and the corresponding north-south flow. This flow now has 4 singularities.

2. Give a game which has infinitely many NE.
3. Give a heuristic argument which shows that if a game has only regular singularities, then under the perturbed flow (1.17) the Nash equilibria (of the original flow corresponding to $\epsilon = 0$) on the boundary move into the interior of Δ and the other singularities of the original system move out of Δ .
4. This is a somewhat open-ended question: Discuss why it is a hard problem to find a NE. A starting point is to do an internet search on ‘finding Nash Equilibrium is NP hard’.

2 Two player games

So far we looked at a game with one population with different strains, and analysed whether a particular make-up \hat{x} is ‘optimal’, in the sense that is a Nash or an ESS equilibrium.

A more general situation is when there are two populations which are competing. In this case we have two matrices A, B and assume that the positions of the two populations are determined by two probability vectors x and y .

2.1 Two conventions for the payoff matrices

There are two different conventions for these matrices. In the **first convention**, the *payoff* and *best-response maps* for the two populations are

$$\begin{aligned} P_A(x, y) &= x \cdot Ay, & \mathcal{BR}_A(y) &= \arg \max_{x \in \Delta_A} x \cdot Ay, \\ P_B(x, y) &= y \cdot Bx, & \mathcal{BR}_B(x) &= \arg \max_{y \in \Delta_B} y \cdot Bx. \end{aligned} \quad (2.1)$$

Here A is be a $n \times m$ matrix and B a $m \times n$ matrix, which means that player A has n strategies and B has m strategies to choose from, and Δ_A, Δ_B are the probability vectors in \mathbb{R}^n respectively \mathbb{R}^m . (Often we will assume that $n = m$ and write Δ instead of Δ_A, Δ_B .) We then say that (\hat{x}, \hat{y}) is a *Nash equilibrium* iff

$$\hat{x} \in \mathcal{BR}_A(\hat{y}) \text{ and } \hat{y} \in \mathcal{BR}_B(\hat{x}).$$

An equivalent definition is to say that (\hat{x}, \hat{y}) is a NE if for all $x \in \Delta_A$ and $y \in \Delta_B$,

$$x \cdot A\hat{y} \leq \hat{x} \cdot A\hat{y}, \quad y \cdot B\hat{x} \leq \hat{y} \cdot B\hat{x}$$

If both inequalities are strict if $x \neq \hat{x}$ and $y \neq \hat{y}$ then (\hat{x}, \hat{y}) is called a *strict Nash equilibrium*. One could also define (\hat{x}, \hat{y}) to be an evolutionary stable equilibrium (ESS) if for all $\epsilon > 0$ and all $x \in \Delta_A \setminus \{\hat{x}\}, y \in \Delta_B \setminus \{\hat{y}\}$,

$$\begin{aligned} x \cdot A(\epsilon y + (1 - \epsilon)\hat{y}) &< \hat{x} \cdot A(\epsilon y + (1 - \epsilon)\hat{y}), \\ y \cdot B(\epsilon x + (1 - \epsilon)\hat{x}) &< \hat{y} \cdot B(\epsilon x + (1 - \epsilon)\hat{x}). \end{aligned}$$

In the first convention a pair of matrices is called zero-sum if $A + B^{tr} = 0$.

In fact, there is also **2nd convention** for defining the payoff and best response of the two players, namely as

$$\begin{aligned} P_A(x, y) &= x \cdot Ay, & \mathcal{BR}_A(y) &= \arg \max_{x \in \Delta_A} x \cdot Ay & \text{and} \\ P_B(x, y) &= x \cdot By, & \mathcal{BR}_B(x) &= \arg \max_{y \in \Delta_B} x \cdot By. \end{aligned} \quad (2.2)$$

In *this* convention A, B are both $n \times m$ matrices and the definition of NE is as before. (\hat{x}, \hat{y}) is called an evolutionary stable equilibrium (ESS) if for all $\epsilon > 0$ and all $x \in \Delta_A \setminus \{\hat{x}\}, y \in \Delta_B \setminus \{\hat{y}\}$,

$$\begin{aligned} x \cdot A(\epsilon y + (1 - \epsilon)\hat{y}) &< \hat{x} \cdot A(\epsilon y + (1 - \epsilon)\hat{y}), \\ (\epsilon x + (1 - \epsilon)\hat{x}) \cdot By &< (\epsilon x + (1 - \epsilon)\hat{x}) \cdot B\hat{y}. \end{aligned}$$

In the 2nd convention, a zero-sum game corresponds to $A + B = 0$. The convenience of the 2nd convention becomes clear in the following example:

Example 2.1. Let us consider the situation where both players have two strategies and so the payoff matrices are 2×2 : $A = \begin{pmatrix} a_1 & a_2 \\ a_3 & a_4 \end{pmatrix}$ and $B = \begin{pmatrix} b_1 & b_2 \\ b_3 & b_4 \end{pmatrix}$. If we use the 2nd convention from (2.2) then one can combine these two matrices using the following notation $\begin{pmatrix} (a_1, b_1) & (a_2, b_2) \\ (a_3, b_3) & (a_4, b_4) \end{pmatrix}$. This corresponds to

Payoff's	Player B chooses left	Player B chooses right
Player A chooses top	(a_1, b_1)	(a_2, b_2)
Player A chooses bottom	(a_3, b_3)	(a_4, b_4)

In fact, this ‘compact notation’ putting the payoff matrices for both players into one box, is only used when referring to the 2nd convention.

Exercise 2.1. 1. Compute the NE's for the 2×2 game $\begin{pmatrix} (1, -1) & (0, 0) \\ (0, 0) & (-1, 1) \end{pmatrix}$ where we use the 2nd convention.

2. Let (A, B) be a two-person game and assume we use the 2nd notation. Denote by Δ_A, Δ_B the sets of probability vectors in \mathbb{R}^n resp. \mathbb{R}^m . Assume that $(x, y) \in \Delta_A \times \Delta_B$ is in the interior of $\Delta_A \times \Delta_B$. Show that (x, y) is a NE if and only all elements of Ay are equal, and similarly all elements of $x'B$ are equal.

3. Consider the game

$$\begin{pmatrix} & \text{i} & \text{ii} \\ \text{i} & (2, 2) & (1, 2) \\ \text{ii} & (2, 1) & (2, 2) \end{pmatrix},$$

where we use the 2nd convention (we would otherwise not use the ‘compact’ notation). Show that (e_1, e_1) and (e_2, e_2) are both NE's, but that (e_1, e_1) is not an ESS while (e_2, e_2) is an ESS. (Hint: $A \begin{pmatrix} 1 - \epsilon \\ \epsilon \end{pmatrix} = \begin{pmatrix} 2 - \epsilon \\ 2 \end{pmatrix}$ and $((1 - \epsilon) \ \epsilon)B = ((2 - \epsilon) \ 2)$ while $A \begin{pmatrix} \epsilon \\ 1 - \epsilon \end{pmatrix} = \begin{pmatrix} 1 + \epsilon \\ 2 \end{pmatrix}$ and $(\epsilon \ (1 - \epsilon))B = ((1 + \epsilon) \ 2)$.)

2.2 Two player replicator dynamics

If we use the first convention for A, B as in 2.1, the replicator dynamics corresponding to two populations is defined as

$$\begin{aligned} \dot{x}_i &= x_i((Ay)_i - x \cdot Ay) \\ \dot{y}_j &= y_j((Bx)_j - y \cdot Bx). \end{aligned} \tag{2.3}$$

If instead we use the 2nd convention (2.2) for the payoff these equations would become

$$\begin{aligned} \dot{x}_i &= x_i((Ay)_i - x \cdot Ay) \\ \dot{y}_j &= y_j((x^{tr}B)_j - x \cdot By) \end{aligned} \tag{2.4}$$

Some people do not like the aesthetics of the latter expression, and therefore prefer to use the first convention.

Exercise 2.2. 1. As in the previous exercise consider $\begin{pmatrix} (1, -1) & (0, 0) \\ (0, 0) & (-1, 1) \end{pmatrix}$. Write down the corresponding replicator equations where we are again using the 2nd convention. Note that x, y are both probability vectors in \mathbb{R}^2 so $x_1 = 1 - x_2$ and $y_1 = 1 - y_2$. So the $\Delta \times \Delta$ can be parametrised by (x_1, y_1) . Draw the phase diagram.

2.3 Symmetric games

Suppose that $n = m$ and that players A, B choose actions e_i, e_j respectively. Then in the 2nd notation they receive payoffs a_{ij} resp. b_{ij} . Note that if players A, B change role, and swap strategies and payoff matrices, then player A would receive a payoff of b_{ji} and player B a payoff of a_{ji} . We say that the game is *symmetric* if the resulting payoff from such a swap is the same, i.e. if

$$a_{ij} = b_{ji} \text{ and } b_{ij} = a_{ji}$$

i.e.

$$A = B^{tr}$$

Then if one uses the 2nd notation for the replicator equations, i.e. equation (2.4) can be written as

$$\begin{aligned} \dot{x}_i &= x_i((Ay)_i - x \cdot Ay) \\ \dot{y}_j &= y_j((Ax)_j - y \cdot Ax) \end{aligned} \quad (2.5)$$

Exercise 2.3. Show that for a symmetric game, if $x(0) = y(0)$ then $x(t) = y(t)$ for all $t \in \mathbb{R}$. In that sense, in Chapter 1 one can say that the population is playing against itself.

2.4 The 2×2 case

Let us consider the 2×2 case, with payoff matrices $A = \begin{pmatrix} a_{11} & a_{12} \\ a_{21} & a_{22} \end{pmatrix}$ and $B = \begin{pmatrix} b_{11} & b_{12} \\ b_{21} & b_{22} \end{pmatrix}$ and use the first convention

$$\begin{aligned} \dot{x}_i &= x_i((Ay)_i - x \cdot Ay) \\ \dot{y}_j &= y_j((Bx)_j - y \cdot Bx). \end{aligned}$$

for the moment. This gives

$$\begin{aligned} \dot{x}_1 &= x_1[a_{11}y_1 + a_{12}y_2 - x_1(a_{11}y_1 + a_{12}y_2) - x_2(a_{21}y_1 + a_{22}y_2)] \\ \dot{y}_1 &= y_1[b_{11}x_1 + b_{12}x_2 - y_1(b_{11}x_1 + b_{12}x_2) - y_2(b_{21}x_1 + b_{22}x_2)] \end{aligned}$$

Using $x_1 + x_2 = 1$ and $y_1 + y_2 = 1$, these formulas reduce to

$$\begin{aligned} \dot{x}_1 &= x_1(1 - x_1)[\alpha_1 - y_1(\alpha_1 + \alpha_2)] \\ \dot{y}_1 &= y_1(1 - y_1)[\beta_1 - x_1(\beta_1 + \beta_2)] \end{aligned} \quad (2.6)$$

where

$$\begin{aligned} \alpha_1 &= a_{12} - a_{22}, & \alpha_2 &= a_{21} - a_{11} \\ \beta_1 &= b_{12} - b_{22}, & \beta_2 &= b_{21} - b_{11}. \end{aligned} \quad (2.7)$$

If, instead, we used the 2nd convention then (2.6) would stay the same but in (2.7) one would have to exchange the terms b_{12} and b_{21} .

Using that the r.h.s. of the first equation in (2.6) has no zeros when $0 < x_1, y_1 < 1$ when $\alpha_1\alpha_2 < 0$ (and similarly for the 2nd equation), it turns out that there are three possibilities:

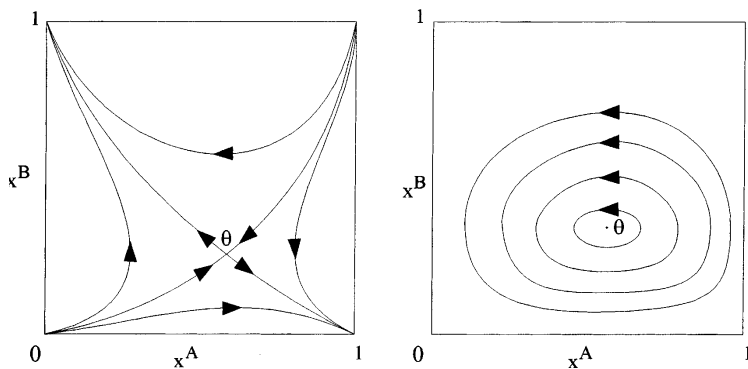


Figure 14: The replicator dynamics of typical 2×2 games.

Proposition 2.1. There are three possibilities for a 2×2 replicator dynamics system (apart from the degenerate case), namely

- (i) $\alpha_1\alpha_2 > 0, \beta_1\beta_2 > 0, \alpha_1\beta_1 > 0$ (coordination games),
- (ii) $\alpha_1\alpha_2 < 0$ or $\beta_1\beta_2 < 0$ (dominated strategy, but could be zero-sum),
- (iii) $\alpha_1\alpha_2 > 0, \beta_1\beta_2 > 0, \alpha_1\beta_1 < 0$ (zero sum case with interior NE).

The dynamics in case (i) and (iii) is as drawn below.

Exercise 2.4. 1. Explain the terminology used in the previous proposition. Which of the two cases in the above figure corresponds to the battle of the sexes and which is the zero sum case? We already discussed the *prisoner dilemma* game and in the literature also the ‘*stag hunt*’ and ‘*battle of the sexes*’ appear. Zero sum games are often discussed. (Note that often the 2nd rather than the first notation is used when talking about 2×2 games.) What are the NE’s and the replicator phase portraits of the following games?

$$\text{stag hunt : } \begin{pmatrix} (4, 4) & (1, 3) \\ (3, 1) & (2, 2) \end{pmatrix} \quad \text{battle of the sexes : } \begin{pmatrix} (3, 2) & (0, 0) \\ (0, 0) & (2, 3) \end{pmatrix}$$

$$\text{prisoner dilemma : } \begin{pmatrix} (2, 2) & (0, 3) \\ (3, 0) & (1, 1) \end{pmatrix}$$

$$\text{zero-sum : } \begin{pmatrix} (1, -1) & (0, 0) \\ (0, 0) & (-1, 1) \end{pmatrix} \quad \text{and} \quad \begin{pmatrix} (1, -1) & (0, 0) \\ (0, 0) & (1, -1) \end{pmatrix}$$

- 2. In the above proposition case (iii) includes zero-sum cases, but it includes also non-zero games. Why is this case still called the ‘zero sum case’. (Hint: can there be games with the same phase portrait, but with different matrices?)
- 3. Why is the interior NE of the replicator differential equation

$$\begin{aligned} \dot{x} &= x(1-x)[\alpha_1 - y(\alpha_1 + \alpha_2)] \\ \dot{y} &= y(1-y)[\beta_1 - x(\beta_1 + \beta_2)] \end{aligned}$$

either a saddle or orbits are elliptic with orbits cycling around the NE as on the right panel of Figure 14? (Extensive hint: (i) compute the linearisation of the replicator system at the NE and show that the trace of the linearisation matrix is zero at a Nash

equilibrium. (ii) Show that this implies that either both eigenvalues are on the imaginary axis, or one is negative and one is positive - in which case the singularity at this NE is a saddle point. (iii) If both eigenvalues are on the imaginary axis then $\alpha_1\alpha_2 > 0$ and $\beta_1\beta_2 > 0$ and $\alpha_1\beta_1 < 0$. To be definite assume $\alpha_1 > 0$ and $\beta_1 < 0$. Then consider the Lyapounov function

$$P(x, y) = x^{-\beta_1}(1-x)^{-\beta_2}y^{\alpha_1}(1-y)^{\alpha_2}.$$

4. Show that (3) implies that these 2×2 games cannot have an ESS in the interior of the state space (you are allowed use that also in the 2×2 case ESS points are asymptotically stable).

2.5 A 3×3 replicator dynamics systems with chaos (Rock-Paper-Scissors)

A well-known example of a two-player game is

$$A = \begin{pmatrix} \epsilon_x & -1 & 1 \\ 1 & \epsilon_x & -1 \\ -1 & 1 & \epsilon_x \end{pmatrix} \quad B = \begin{pmatrix} \epsilon_y & -1 & 1 \\ 1 & \epsilon_y & -1 \\ -1 & 1 & \epsilon_y \end{pmatrix}$$

Here the first notation is used and we assume that $\epsilon_x, \epsilon_y \in (-1, 1)$. Note that this game is zero-sum if $A + B^{tr} = 0$ so when $\epsilon_x + \epsilon_y = 0$. For this game numerical investigations by Sato, Akiyama and coworkers show chaos, see the figures below.

Exercise 2.5. 1. Show that the above game has precisely one NE, namely $(1/3, 1/3, 1/3), (1/3, 1/3, 1/3)$. (Hint: make sure you check that there are no NE on the boundaries of the simplices.)

2. The corner points of Δ correspond to R, P, S (paper, rock, scissors). Show that the arrows of the flow along subset $\partial\Delta \times \partial\Delta$ is as in Figure 15.
3. How should you represent the set $\Delta \times \Delta \subset \mathbb{R}^6$ on paper (or on a computer screen)? Show that if you use the linear projection defined by (for example) the matrix

$$X = \begin{pmatrix} 1 & 0 & 0 & 0 & 0 & 0 \\ 0 & 1 & 0 & 0 & 0 & 0 \end{pmatrix}$$

then several of the points such as (R, P) and (R, S) will be mapped to the same point. Show that if, instead, you take the linear projection defined by

$$X = \begin{pmatrix} 3.6500 & -1.3500 & 1.3500 & 5.3500 & 1.3500 & 1.4500 \\ 0.4000 & 0.4000 & 4.6000 & 1.9000 & -0.4000 & 4.4000 \end{pmatrix}.$$

then all the nine corner points $(R, R), \dots, (S, S)$ (which correspond to (e_i, e_j)) map to distinct points in \mathbb{R}^2 . Check how this relates with Figure 15.

4. Write your own python or matlab code, and produce simulations for the above replicator system. Check whether you obtain similar pictures as the ones shown below. The previous question will be helpful.

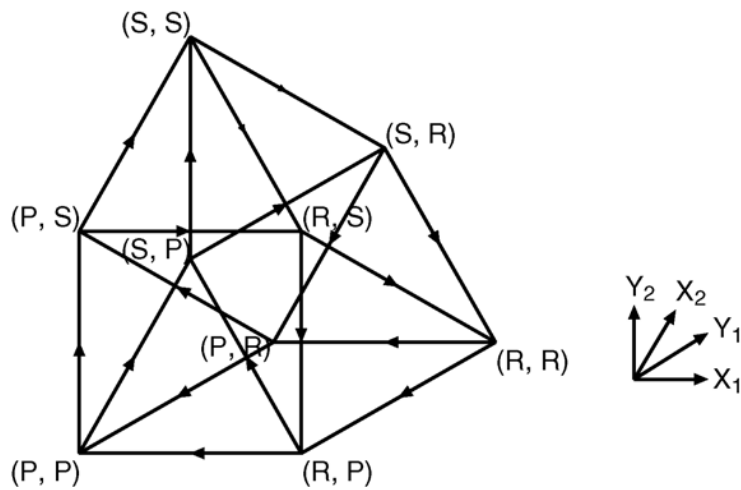


Figure 15: The flow along $\partial\Delta \times \partial\Delta$. This figures come from the paper by Sato et al.

42

Y. Sato et al. / Physica D 210 (2005) 21–57

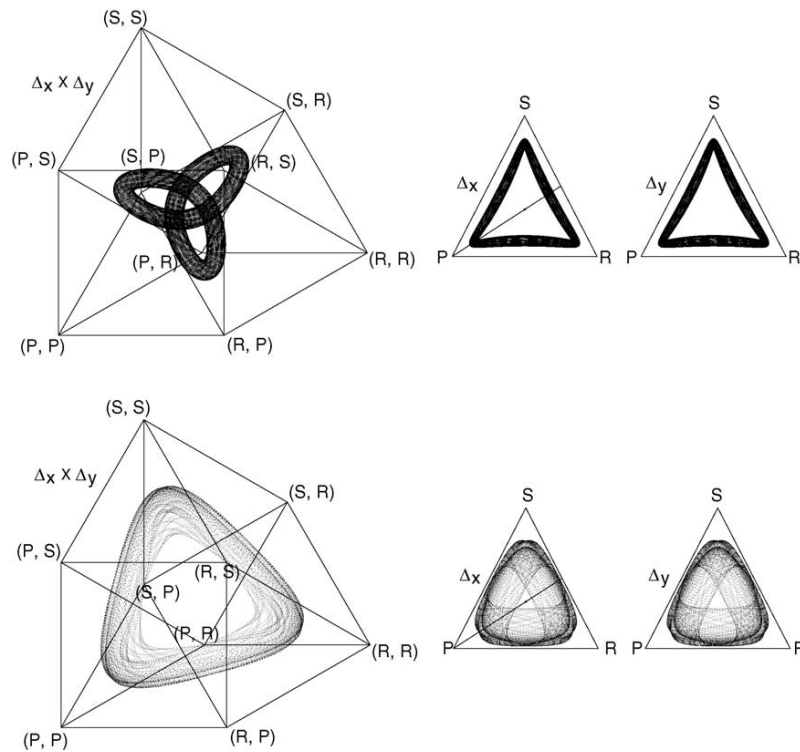


Fig. 12. Quasiperiodic tori: collective dynamics in Δ (left column) and individual dynamics projected onto Δ_x and Δ_y , respectively (right two columns). Here $\epsilon_X = -\epsilon_Y = 0.0$ and $\alpha_X = \alpha_Y = 0$. The initial condition is (A): $(\mathbf{x}, \mathbf{y}) = (0.26, 0.113333, 0.626667, 0.165, 0.772549, 0.062451)$ for the top and (B): $(\mathbf{x}, \mathbf{y}) = (0.05, 0.35, 0.6, 0.1, 0.2, 0.7)$ for the bottom. The constant of motion (Hamiltonian) is $E = 0.74446808 \equiv E_0$. The Poincaré section used for Fig. 14 is given by $x_1 = x_2$ and $y_1 < y_2$ and is indicated here as the straight diagonal line in agent X 's simplex Δ_X .

Figure 16: These figures come from the paper by Sato et al, but you can replicate these figures using the code you can find at the end of the notes.

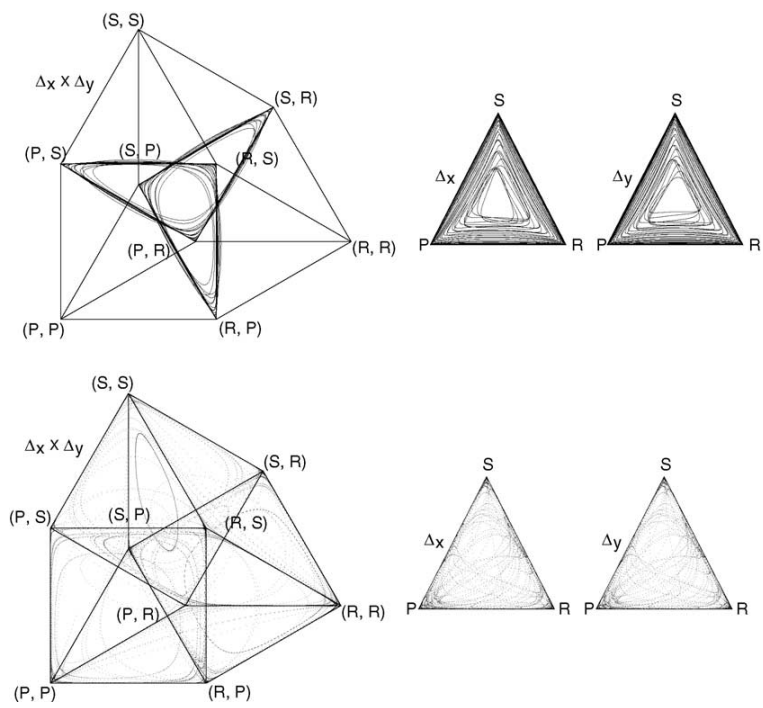


Fig. 15. Heteroclinic cycle with $\epsilon_X = -0.1$ and $\epsilon_Y = 0.05$ (top row). Chaotic transient to a heteroclinic network (bottom row) with $\epsilon_X = 0.1$ and $\epsilon_Y = -0.05$. For both $\alpha_X = \alpha_Y = 0$.

Figure 17: These figures come from the paper by Sato et al, but you can replicate these figures using the code you can find at the end of the notes.

3 Iterated prisoner dilemma (IPD) and the role of reciprocity

In this chapter we will consider the prisoner dilemma game and donation game from the introduction of these notes.¹

The latter game works as follows: If a player pays c into the scheme the other player receives a benefit of b . So if you cooperate and the other player too then you receive $b - c$, but if you do but the other person not, then you loose $-c$. In particular, the payoff matrices for player I and II are

$$\begin{pmatrix} b-c & -c \\ b & 0 \end{pmatrix} \text{ and } \begin{pmatrix} b-c & b \\ -c & 0 \end{pmatrix}$$

where we assume $b > c > 0$, where the strategies are C (cooperate) and D (defect). Here we use the 2nd convention, and therefore the rows are determined by what the first player does and the columns by what the 2nd player does.

A concrete setting might be that you share a house with somebody. To have a tidy house gives you a benefit b , and to tidy it up costs you c . (In this model it is assumed that if you both tidy up, then the costs for each is still c but one can easily modify the pay off matrices to give a cost of $c/2$ if both of you decide to tidy up. What would the payoff matrices look like then?)

Of course this is a special case of the general prisoner dilemma game

$$\begin{pmatrix} R & S \\ T & P \end{pmatrix} \text{ and } \begin{pmatrix} R & T \\ S & P \end{pmatrix} \text{ with } T > R > P > S.$$

A frequent choice taken in the prisoner dilemma is

$$\begin{pmatrix} -1, -1 & -3, 0 \\ 0, -3 & -2, -2 \end{pmatrix}. \tag{3.1}$$

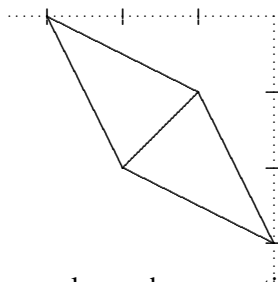


Figure 18: Consider the game (3.1). If the row player chooses actions with probability $(p, 1 - p)$ and the column vector with probability $(q, 1 - q)$ then the payoff $pq(-1, -1) + p(1 - q)(-3, 0) + (1 - p)q(0, -3) + (1 - p)(1 - q)(-2, -2)$ of the players lies in the region shown. The payoff $(-1, -1)$ is a Pareto optimum (no player can improve without the other player getting less).

An important feature of both these game is that for the first player the 2nd strategy dominates the first one (i.e. the 2nd row dominates the first one for his matrix) while the 2nd strategy dominates the first one for the 2nd player (i.e. the 2nd column dominates the first one for her matrix). Note that this a symmetric two-player game which will allow us to simplify the discussion.

Of course if this game is repeated exactly 100 times, then by backward induction you can deduce that the best strategy for both players is to never donate (respectively to always defect). But of course for both players to defect 100 times gives for both of them a rather poor payoff of

¹Watch this ytube clip for a TV programme which employs the prisoner dilemma in a game show.

0 (resp. $100P$) If they always had played the first strategy they would have received $100(b - c)$ (resp. $100R$). So in some sense playing the NE is rather suboptimal. This is also observed by economists, biologists, psychologists etc: often in games which are iterated often players do not choose to play the NE. Why is this? How does altruistic behaviour evolve? In this chapter we will discuss one possible explanation, by consider various scenarios in which you don't know how many times this game is repeated. In such a setting

the strategy of a player could be to respond to the other player's previous moves.

One such example is the *Tit for Tat strategy*. In the remainder of this chapter an attempt is made to explain why such a Tit for Tat strategy would survive in a competitive environment.

3.1 Repeated games with unknown time length

Let us assume that after each round there is a probability w that the game is repeated at least one more round, where $w \in [0, 1]$.

So the probability of the game taking exactly n rounds is $w^{n-1}(1 - w)$. This means that the expected duration of the game is

$$1(1 - w) + 2w(1 - w) + \dots + nw^{n-1}(1 - w) + \dots = \frac{1}{1 - w}.$$

Let us assume that the payoff at round n of the game is equal to A_n and assume that this is bounded. Then the expected total payoff is

$$\sum_{n=1}^{\infty} [A_1 + \dots + A_n] w^{n-1} (1 - w).$$

It is easy to see that when $w < 1$ this is equal to the convergent series

$$A(w) := A_1 + wA_2 + w^2A_3 + \dots$$

Since A_n is bounded, this sum exists and is finite. As the expected duration of the game is $1/(1 - w)$, the average payoff per round is therefore

$$(1 - w)A(w).$$

Exercise 3.1. Why does it make sense to explore other strategies instead of always to defect if you play a donation game or a prisoner dilemma game for a long time?

3.2 The three strategies AllC, AllD, TFT

Since the game might be played infinitely many times, it makes sense for the players to consider strategies that induce enough trust with the other player so that they will cooperate a lot of the time, because now the issue is not to win but to receive as much pay-off as possible over the duration of the (possible many steps of) the game. For this reason players will invent strategies that take into account the play of the other players.

Let us consider the case where the players consider three strategies: AllC, AllD, TFT. This means Always Cooperate, Always Defect or Tit For Tat (TFT means cooperate if and only if the other player cooperated last time). For simplicity assume (in the TFT strategy) that both players cooperate in the first round.

Then the matrix describing the expected pay-off to the first player is given by

$$\frac{1}{1-w} \begin{pmatrix} b-c & -c & b-c \\ b & 0 & b(1-w) \\ b-c & -c(1-w) & b-c \end{pmatrix} \quad (3.2)$$

where strategies are AllC, AllD, TFT, where as before $b > c > 0$ and $w \in [0, 1)$. Let us check some of the coefficients.

First consider the situation where both players cooperate: then the payoff $A_n = b - c$, $\forall n \geq 1$ and so $A(w) = (b - c)/(1 - w)$.

If both players play TFT then they will keep cooperating, and so the payoff is again $A(w) = (b - c)/(1 - w)$.

If I play TFT and the other player plays AllD, then $A_1 = -c$ and $A_n = 0$, $\forall n \geq 2$, so $A(w) = -c$, which of course is equal to $\frac{1}{1-w}c(1 - w)$.

On the other hand, if I play AllD and the other player TFT, then $A_1 = b$ and from then on $A_n = 0$, so $A(w) = b$.

When we let $w \rightarrow 1$ then we get the case where the game is repeated infinitely often.

cm

Exercise 3.2. 1. The matrix (3.2) describes a population which plays a mixture of three strategies. Now suppose that the population also considers the TFTT strategy: only when the other player twice defects will you defect. How would you model this situation?

3.3 The replicator dynamics associated to a repeated game with the AllC, AllD, TFT strategies

Let us consider the replicator dynamics associated to this game, but where we consider the situation where we really have only one population with a given strategy profile, and in which ‘individuals’ are exploring alternative strategies. So this puts us in the framework of Chapter 1.

For simplicity, let us add to each column of (3.2) a multiple of the vector $\mathbb{1}$. It is easy to see that this does not change the replicator dynamics at all (see Exercise 1.3[2]). Let’s apply this operation so that the 2nd row consists of all 0’s. This gives

$$\frac{1}{1-w} \begin{pmatrix} -c & -c & bw - c \\ 0 & 0 & 0 \\ -c & -c(1-w) & bw - c \end{pmatrix}.$$

We can also consider the expected average pay-off per round, i.e. multiply the previous matrix by $1 - w$ and consider

$$A = \begin{pmatrix} -c & -c & bw - c \\ 0 & 0 & 0 \\ -c & -c(1-w) & bw - c \end{pmatrix}. \quad (3.3)$$

where as before $b > c > 0$ and $w \in [0, 1)$. The corresponding solutions of the resulting replicator system are then the same, apart from a time reparametrization. Then

$$(Ax)_1 = -c + wbx_3, (Ax)_2 = 0 \text{ and } (Ax)_3 = (Ax)_1 + wcx_2.$$

Note that the best response is always e_2 if $w < c/b$ but that if $w > c/b$ then $\mathcal{BR}(e_1) = e_2$, $\mathcal{BR}(e_2) = e_2$ and $\mathcal{BR}(e_3) = \langle e_1, e_3 \rangle$.

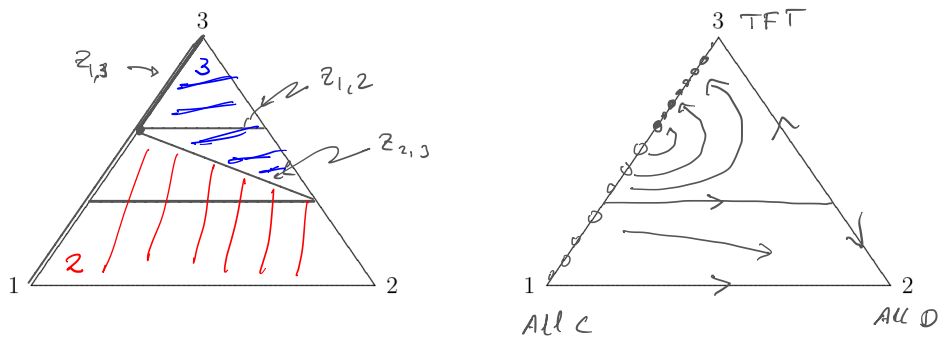


Figure 19: The configurations of the indifference lines corresponding to the repeated the donation game, corresponding to matrix (3.2) (and equivalently to matrix (3.3) for the case that $w > c/b$ and the corresponding phase portrait.

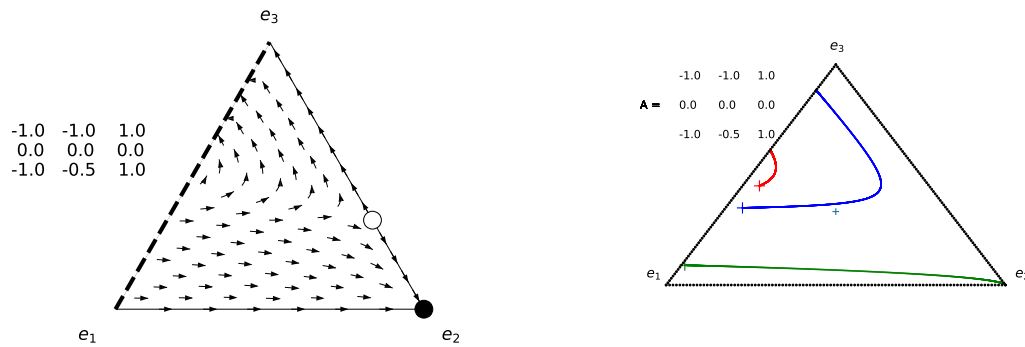


Figure 20: The arrow plot and a computer drawn plot of the flow corresponding to matrix (3.2) where we take $w = 1/2$, $c = 1$ and $b = 4$.

So let us assume that $w > c/b$. Note that $Z_{1,3} = \{x_2 = 0\}$ and that the 3rd row is dominating the 1st one when $x_2 > 0$. Furthermore $Z_{1,2} = \{x_3 = \tilde{x}_3\}$ where $\tilde{x}_3 = c/wb$. Finally $Z_{2,3} = \{cw x_2 + bw x_3 = c\}$ and so is a line connecting $(1 - \tilde{x}_3, 0, \tilde{x}_3)$ to $(0, 1 - \hat{x}_3, \hat{x}_3)$ where $\hat{x}_3 = \frac{(1-w)c}{w(b-c)}$ which is $\in (0, 1)$ since $w > c/b$.

Using slightly annoying calculations we get

$$x \cdot Ax = (Ax)_3 - x_2 g(x_3), \text{ where } g(x_3) = w(b-c)x_3 - c(1-w). \quad (3.4)$$

Note that $g(\hat{x}_3) = 0$. Because of (3.4) we get that $\dot{x}_3 = x_3[(Ax)_3 - x \cdot Ax] = 0$ along the horizontal line $x_3 = \hat{x}_3$ and so this line is invariant.

Moreover, along this line $g(\hat{x}_3) = 0$ and so if $0 < x_1 < 1$ then we have

$$\dot{x}_2 = x_2[(Ax)_2 - x \cdot Ax] = x_2[0 - (Ax)_3] = -x_2(Ax)_3 > 0$$

because if $x_1 > 0$ then $x_2 + \hat{x}_3 < 1$ and so $(Ax)_3 = -c + cw x_2 + wb \hat{x}_3 < -c + cw(1 - \hat{x}_3) + wb \hat{x}_3 = c(-1 + w) + w(b-c)\hat{x}_3 = 0$.

Along $x_2 = 0$, we have $\dot{x}_2 = 0$ and $(Ax)_3 - x \cdot Ax = x_2 g(x_3) = 0$, so $\dot{x}_3 = \dot{x}_2 = \dot{x}_1 = 0$. It follows that the segment $\langle e_1, e_3 \rangle$ consists of singularities. The singularities with $x_2 = 0$ and $x_3 \geq \tilde{x}_3 = c/wb$ are attracting (and Nash equilibria) and the singularities with $x_2 = 0$ and $x_3 < \tilde{x}_3 = c/wb$ are not Nash equilibria.

There are no interior singularities because $(Ax)_3 > (Ax)_1$ when $x_2 > 0$. The best response regions and the solutions of the replicator dynamics are drawn in Figure 19. Note that the AllD solution is not a global attractor.

Exercise 3.3. What are the NE and the ESS for the game corresponding to (3.2) or equivalently (3.3)? This matrix describes a population which plays a mixture of strategies, and discuss why this suggest that it depends on the initial mixture (i.e. the initial condition of the ODE) of the population whether the solution converges to playing always defect (AllD or e_2) or to some mixture of AllC and TFT.

3.4 Random versions of AllC, AllD and TFT

Let us consider a modification of the previous set-up, in which a player makes a probabilistic response to the other players' position. We do this by allocating vectors (f, p, q) and (f', p', q') to the two players. For example, if the first player chooses the TFT strategy from the previous section, then this is described by $(f, p, q) = (1, 1, 0)$. This means that he plays C in the first round ($f = 1$), will definitely reciprocate a C with a C ($p = 1$) but punish a D with a D ($q = 0$).

More formally, $f, f' \in [0, 1]$ gives the probability that the 1st respectively the 2nd player plays C in the first round. Similarly, let p, q be the probability of player I responding in the next round with C when player II plays respectively C, D . So assume that player I cooperates with probability $c(n)$ in round n , then the probability of player II cooperating in round $n + 1$ is equal to

$$c'(n + 1) = p'c(n) + q'(1 - c(n)) = q' + \rho'c(n)$$

where $\rho' = p' - q'$. The probability of player I cooperating in round $n + 2$ is equal to

$$c(n + 2) = q + \rho c'(n + 1) = \alpha + \rho c'(n)$$

where $\rho = p - q$, $\alpha = q + \rho q'$ and $u = \rho \rho'$. It follows that

$$c(2n + 1) = \alpha + u\alpha + \cdots + u^{n-1}\alpha + u^n c(1) = v + u^n(f - v)$$

where f is the probability of player I choosing C in the first round and $v = \alpha/(1-u) = \frac{q + \rho q'}{1 - \rho \rho'}$.

A similar equation holds for $c(2n + 1)$.

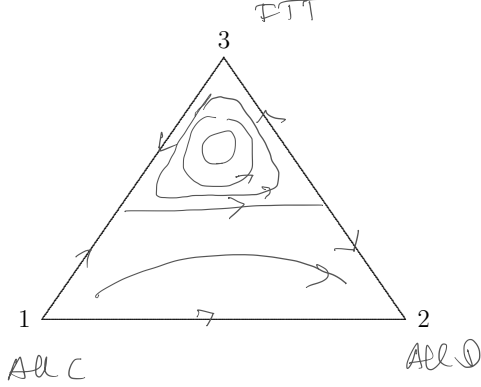


Figure 21: The replicator dynamics corresponding to the matrix (3.5).

In the special case of the donation game (with coefficients $b > c > 0$), and again considering the situation of a probability $1 - w$ after each round of terminating the game, we obtain after some calculations that the average payoff per round of strategy (f, p, q) against (f', p', q') is

$$\frac{-c(e + w\rho e') + b(e' + w\rho' e)}{1 - uw^2}$$

where $e = (1 - w)f + wq$, $e' = (1 - w)f' + wq'$ (and as before $\rho = p - q$, $\rho' = p' - q'$ and $u = \rho \rho'$). In this way we obtain a fairly complicated 3×3 payoff matrix, which we will not explicitly write down.

Now let us consider one-population replicator dynamics corresponding to this payoff matrix, when there are three possible strategies: $e_1 = (1 - \epsilon, 1 - \epsilon, 1 - \epsilon)$, $e_2 = (k\epsilon, k\epsilon, k\epsilon)$ and $e_3 = (1 - \epsilon, 1 - \epsilon, k\epsilon)$. Using some simplifications (by adding some multiple of $\mathbb{1}$ to each column to simplify the matrix) we obtain the (normalised) payoff matrix

$$A = \begin{pmatrix} 0 & -1 & \delta\sigma \\ 1 & 0 & -\kappa\sigma \\ \delta & -\kappa & 0 \end{pmatrix} \quad (3.5)$$

where $\delta = w\epsilon$, $\kappa = 1 - w + wk\epsilon$, $\sigma = \frac{b\theta - c}{c - c\theta}$ and $\theta = w(1 - (k + 1)\epsilon)$.

This gives rise to the replicator dynamics as shown in Figure 21. Note that $\dot{x}_3 = x_3((Az)_3 - x \cdot Ax)$ is zero along some line $x_3 = \hat{x}_3$. Moreover, one can show that there is now cyclic behaviour whenever $x_3(0)$ is large enough, see the exercises below.

Exercise 3.4. 1. Show that $V(x_1, x_2, x_3) = x_1^A x_2^B x_3^C (1 - (1 + \sigma)x_3)$ is constant along orbits of the replicator dynamics associated to equation (3.5). Here $A = \kappa/\theta$, $B = \delta/\theta$, $C = -1/\theta$. (Hint: use logarithmic derivatives \dot{x}_i/x_i .)

3.5 Axelrod tournaments: the topic of the 2nd project

In 1980 Axelrod organised a tournament, asking participants to contribute a strategy (a computer programme) which would compete with other strategies all playing a prisoner dilemma game for a large number of iterates. One of the simplest strategies, namely TFT, turned out to do very well. That the TFT did so well was for game theorists quite a surprise because this did not fit in with the classical notion of NE, and because it involved some seemingly ‘naive’ and ‘altruistic’ behaviour.

The 2nd project aims to study the question how well different strategies do when battling against a large number of other strategies. In this project, the question is raised: why does TFT do well and what about an exciting new class of strategies: *zero-determinant strategies*?

4 The best response dynamics

In addition to the replicator dynamics (which was proposed in the 1980's), another game dynamics is often studied. In this dynamics, a player's mixed strategy evolves at each moment towards the best strategy: define as before

$$\mathcal{BR}(x) = \arg \max_y y \cdot Ax$$

and let

$$\dot{x} = \mathcal{BR}(x) - x. \quad (4.1)$$

This differential equation is called the best response dynamics and was proposed in the 1950's and so predates replicator dynamics by several decades. In the next chapter we will explain how the best response dynamics is closely related to a very natural learning dynamics.

Note that $\mathcal{BR}(x)$ is a non-empty convex set, and so strictly speaking (4.1) is not a differential equation but rather a differential inclusion

$$\dot{x} \in \mathcal{BR}(x) - x. \quad (4.2)$$

and so we cannot apply the usual existence and uniqueness results to this equation. Fortunately $x \mapsto \mathcal{BR}(x)$ is upper semi-continuous. (This means that for each closed set K the set $\{x; \mathcal{BR}(x) \cap K \neq \emptyset\}$ is closed.) It turns out that this implies for each $x_0 \in \Delta$ there exists

- a continuous curve $t \mapsto x(t)$ with $x(0) = x_0$ so that
- $t \mapsto x(t)$ almost everywhere differentiable and so that
- $\dot{x}(t) = \mathcal{BR}(x(t)) - x(t)$ for each t at which $t \mapsto x(t)$ is differentiable.

When these properties are satisfied we call $t \mapsto x(t)$ a solution of (4.1).

In this chapter we will only encounter the following situation: for each (continuous) solution $\mathbb{R} \ni t \mapsto x(t)$ of (4.1) there exists a countable set $I \subset \mathbb{R}$ without accumulation points so that

$$\mathcal{BR}(x(t)) \text{ is a single-value for each } t \in \mathbb{R} \setminus I.$$

Write $\mathbb{R} \setminus I = \cup_j (t_j, t_{j+1})$ with $t_j < t_{j+1}$ for all $j \in \mathbb{Z}$. By definition for $t \in (t_j, t_{j+1})$ we have that $\mathcal{BR}(x(t))$ is single-value which means that $Ax(t)$ has a single largest component, and so there exists $i(j) \in \{1, \dots, n\}$ so that $\mathcal{BR}(x(t)) = e_{i(j)}$. Hence (4.1) takes the form

$$\dot{x} = e_{i(j)} - x \text{ for } t \in (t_j, t_{j+1}).$$

This means that $x(t)$ moves along the straight line through $e_{i(j)}$ while $t \in (t_j, t_{j+1})$. For $t \in \{t_j, t_{j+1}\}$ we have that $\mathcal{BR}(x(t))$ is multi-valued, and so $x(t)$ lies in an indifference line. Then for $t \in (t_{j+1}, t_{j+2})$ the orbit again moves along a straight line, but now pointing towards $e_{i(j+1)}$.

Let us consider a matrices for which we already studied the replicator dynamics.

4.1 Rock-scissor-paper game and some other examples

Example 4.1 (Rock-scissor-paper). Consider the matrix

$$A = \begin{pmatrix} 0 & -b & a \\ a & 0 & -b \\ -b & a & 0 \end{pmatrix}, \quad Ax = \begin{pmatrix} ax_3 - bx_2 \\ ax_1 - bx_3 \\ ax_2 - bx_1 \end{pmatrix} \quad (4.3)$$

with $a, b > 0$ similar to the one for which we already consider the replicator ode in Example (1.11). Remember that this system has a unique Nash equilibrium at $E = (1/3)\mathbf{1}$. Note that $\mathcal{BR}(e_i) = e_{i+1}$ and that $\mathcal{BR}(E) = \Delta$ and that $\mathcal{BR}(x)$ takes values e_1, e_2, e_3 outside the indifference line segments $(Ax)_i = (Ax)_j$ and along those line segments is multivalued. For example $(Ax)_2 = (Ax)_3$ corresponds to $ax_1 - bx_3 = ax_2 - bx_1$ and so when $x_3 = 0$ this means $x_1 = a/(a+b)x_2$.

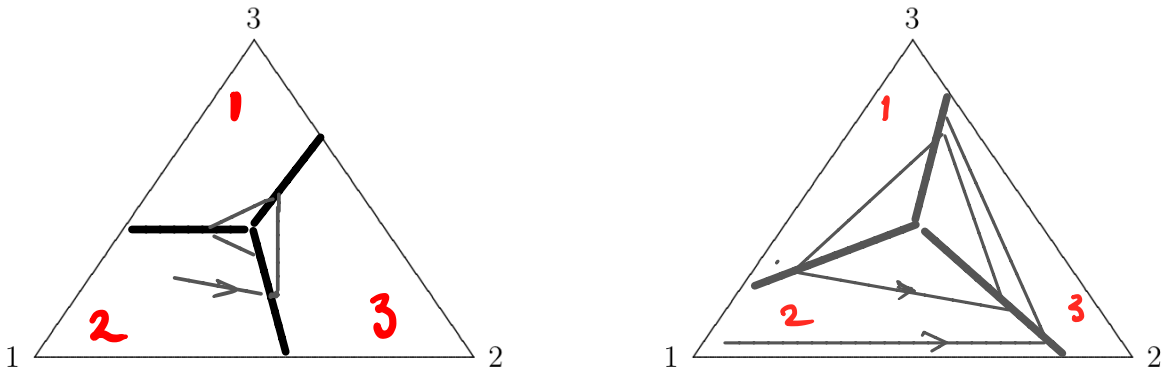


Figure 22: The best response dynamics corresponding to (4.3). Solutions consist of piecewise straight lines, directed at e_2, e_3, e_1 etc. On the left the case when $a > b$ is drawn and on the right the case when $a < b$ and when solutions cycle to the Shapley triangle.

Take $V(x) = \max_i (Ax)_i$. Then $V(x) = e_i \cdot Ax$ where $e_i = \mathcal{BR}(x)$ is piecewise constant.

- Note that V is continuous (and differentiable outside the lines where $\mathcal{BR}(x)$ is multivalued).
- Note that $V(x) \geq V(E)$ for all $x \in \Delta$. Indeed, write $x = z + E$ with $\sum z_i = 0$. Then $V(x) = V(E) + V(z)$. Moreover, the definition of A implies $\sum_i (Az)_i = 0$ and so $V(z) = \max(Az)_i \geq 0$ except if $(Az)_1 = (Az)_2 = (Az)_3 = 0$ which only holds if $z = 0$.

Also note that since $A_{ii} = 0$ for $i = 1, 2, 3$, in the interior of the region where $\mathcal{BR}(x) = e_i$ we have

$$\dot{V} = e_i \cdot A \cdot \dot{x} = e_i \cdot A(e_i - x) = -e_i \cdot Ax = -V$$

except at the Nash equilibrium E . It follows that $V(x(t)) = V(x(0))e^{-t}$ and at first sight this seems to suggest that $V(x(t)) \rightarrow 0$ as $t \rightarrow \infty$. However, since $V(x) \geq V(E)$ for all $x \in \Delta$ this may not be possible. Indeed, $V(E) = (a-b)/3$.

When $a > b$ then $V(E) > 0$. It follows that orbits reach E in *finite time*.

When $a < b$ then $V(E) < 0$ and so solution starting outside E do NOT converge to E but to the set where $V = 0$, which is a triangle, called the Shapley triangle.

Example 4.2. Let us consider the \mathcal{BR} -dynamics associated to the matrix $A = \begin{pmatrix} 0 & 6 & -4 \\ -3 & 0 & 5 \\ -1 & 3 & 0 \end{pmatrix}$

we considered before in Example 1.8. Again the NE is $E = (1/3)\mathbf{1}$. The best response regions are again determined by drawing the lines Z_{ij} lines. As before, the \mathcal{BR} -dynamics is multivalued along these indifference lines but there is a difference compared to the previous example.

For example, along the segment of the line $Z_{1,3}$ where regions 1 and 3 meet the ‘flow’ is non-continuous, see the figure below: if you just below and near this line then you flow further down, and if you are just above then you flow further up.

Along the segment of the line $Z_{2,3}$ where the regions 2 and 3 meet, the opposite is true. If you are just above this segment then you flow down, and if you just below then you flow up. So the flow near this segment ‘pushes’ you towards the segment. One can formalise this argument to show that one a uniquely defined ‘semi-flow’ near this segment: if you are on it, then you flow towards E and if you are near this segment then you flow towards it in finite time, and once you hit it then you flow towards E , again hitting it in finite time.

We will not try to formalise this argument properly in these lectures.

Exercise 4.1. 1. Consider the matrix A from Example 4.2. Take as before $V(x) = \max_i A_i x$. Show that since $A_{ii} = 0$ for $i = 1, 2, 3$ we still have $\dot{V} = -V$ on the interior of the regions where \mathcal{BR} is constant. One can show that the level set of $V = 0$ in Δ is no longer is a triangle, but is as shown in the blue set drawn in the top right in Figure 23. (You are not asked to calculate the position of these lines in detail.) Show that

- (a) the blue set consists of pieces of three pieces of straight lines going through e_1, e_2, e_3 .
- (b) the segments of the blue set that are contained in the interior of the regions where \mathcal{BR} is constant, have the property that if you start on these segments then you stay on this segment (until you hit an indifference line).
- (c) that since $A_{ii} = 0$ for $i = 1, 2, 3$ we still have $\dot{V} = -V$ on the interior of the regions where \mathcal{BR} is constant.
- (d) This suggests that V decays exponentially fast to zero. Show that this is misleading, because $\dot{V} = -V$ no longer holds on $Z_{2,3}$.

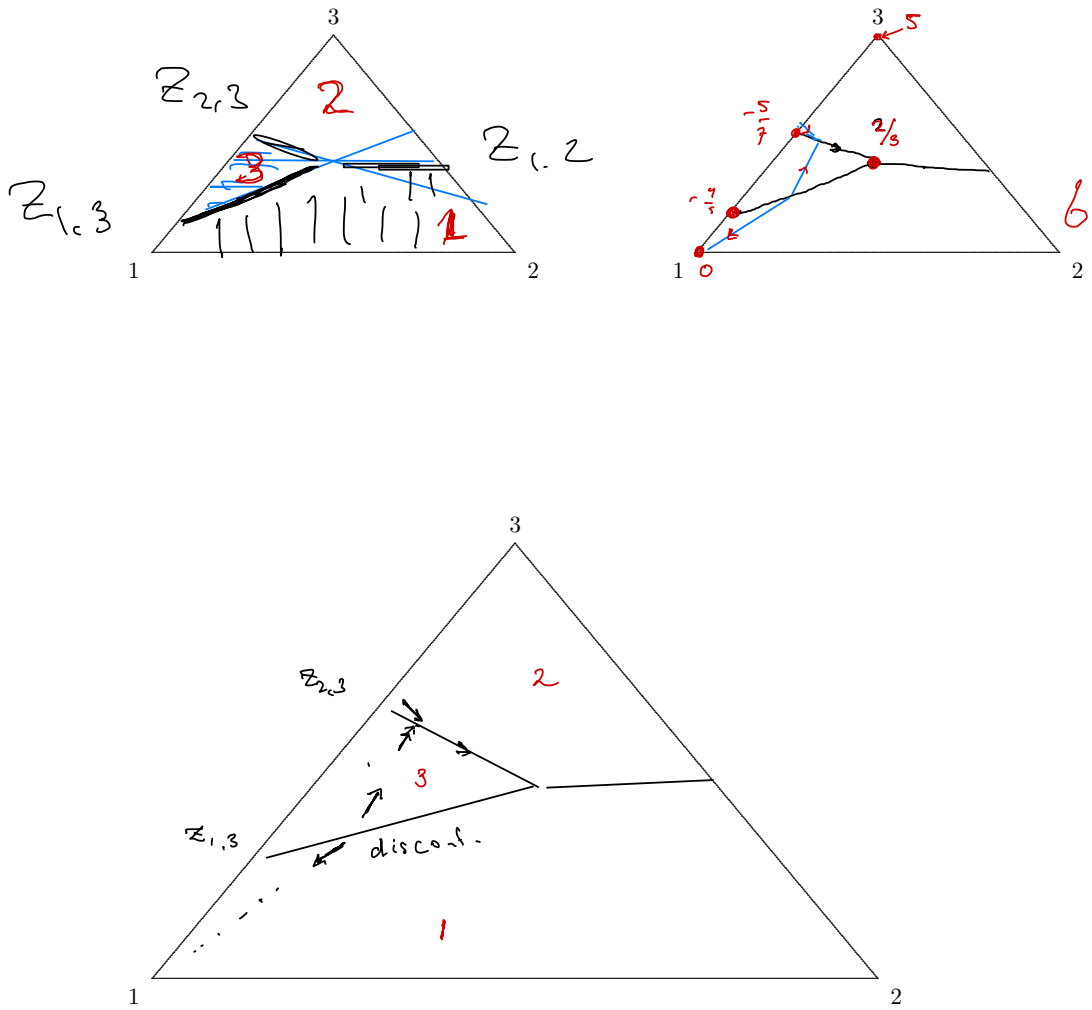


Figure 23: The best response dynamics corresponding to Example (4.2). Note that the solutions do always not depend continuously on the initial conditions. For example, along the line Z_{13} solutions just south of this line head towards e_1 and just to the north to e_3 . Along the line itself, the solution is not uniquely defined. On the other hand, near $Z_{2,3}$ one can ‘extend’ so that it becomes a continuous ‘semi-flow’.

4.2 Two player best response dynamics

The best response dynamics corresponding to two populations is

$$\begin{aligned}\dot{x} &= \mathcal{BR}_A(y) - x \\ \dot{y} &= \mathcal{BR}_B(x) - y\end{aligned}$$

Example 4.3. Let us consider the example of $\begin{pmatrix} (-1, 1) & (0, 0) \\ (0, 0) & (-1, 1) \end{pmatrix}$, where obviously we use the 2nd convention from equation (2.2). Here both players have opposite interests (the sum of the payoff's is always zero) and there is a unique interior NE, namely at $E = (1/2, 1/2) \times (1/2, 1/2)$. Let us show that in this case solutions go to this NE. Take

$$V(x, y) = \mathcal{BR}_A(y) \cdot Ay + x \cdot B \mathcal{BR}_B(x).$$

This function V is continuous because $\mathcal{BR}_A(y) \cdot Ay = \max_i (Ay)_i$ and maximum of several continuous functions is again a continuous function and similarly for $x \cdot B \mathcal{BR}_B(x) = \max_j (x^{tr} B)_j$. Notice

$$\mathcal{BR}_A(y) \cdot Ay \geq x \cdot Ay \text{ and } x \cdot B \mathcal{BR}_B(x) \geq x \cdot B y = -x \cdot Ay.$$

It follows that $V(x, y) \geq 0$. Moreover, at $E = (E^A, E^B)$ we have $V(E) = \mathcal{BR}_A(E^B) \cdot A E^B + E^A \cdot B \mathcal{BR}_B(E^A) = E^A \cdot A E^B + E^A \cdot B E^B = 0$. Moreover,

$$\begin{aligned}\dot{V} &= \mathcal{BR}_A(y) \cdot A \dot{x} + \dot{x} \cdot B \mathcal{BR}_B(x) \\ &= \mathcal{BR}_A(y) \cdot A (\mathcal{BR}_B(x) - y) + (\mathcal{BR}_A(y) - x) \cdot B \mathcal{BR}_B(x) \\ &= -V\end{aligned}$$

where in the last step we used $A + B = 0$. It follows that $V(x(t), y(t)) = e^{-t} V(x(0), y(0))$. This means that orbits tend exponentially fast to the Nash equilibrium E . The orbits spiral to the NE.

Exercise 4.2. Do solutions in Example 4.3 take an infinite amount of time to reach E ? Why is it the case that in Example 4.1 solutions reach E in finite time? Note that in both cases, the speed does not go to zero (as would be the case for a singularity of a smooth ODE).

4.3 Convergence and non-convergence to Nash equilibrium for Best Response Dynamics

One of the main reasons best response dynamics was introduced in the 50's is that it was expected that it would provide a way to find a Nash Equilibrium. In other words, that the dynamics would always converge to the Nash equilibrium, and thus this dynamics would provide a mechanism for players to evolve towards a Nash equilibria (or to the set of Nash equilibria). For zero-sum games this is indeed the case. Indeed, the argument given in the previous example generalises to:

Theorem 4.1. Assume that (A, B) is a zero-sum game. Then the best response dynamics and also the FP dynamics (introduced in the next section) converges to the set of Nash equilibria of the game.

In fact, one has convergence to Nash equilibria for 2×2 and $2 \times n$ games and several other classes of games.

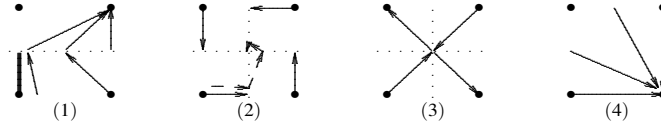


Figure 24: The possible motions in 2×2 games (up to relabeling, and shifting the indifference lines (drawn in dotted lines)).

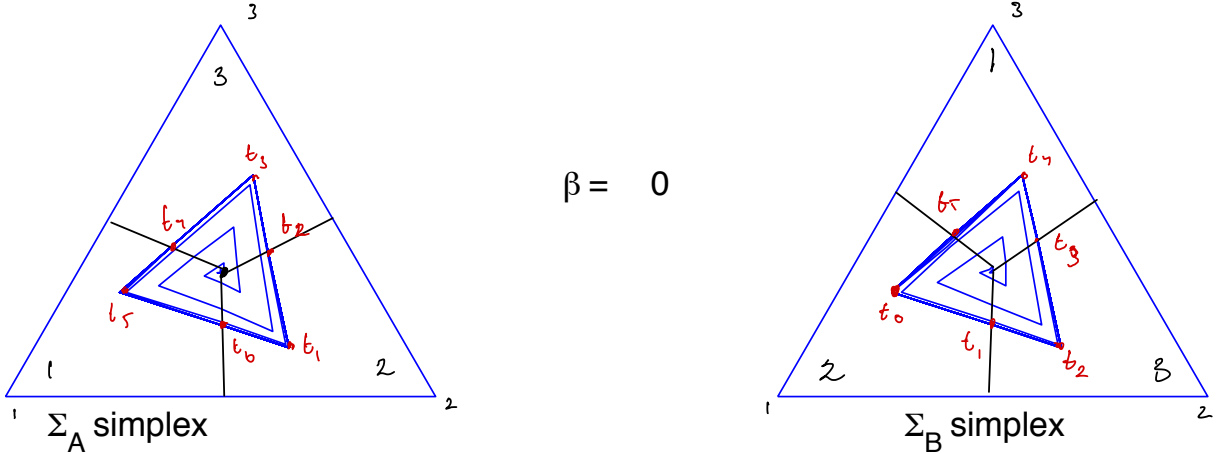


Figure 25: Shapley's periodic orbit for the best response dynamics of (4.4) for $\beta = 0$

Example 4.4 (Two by two games). For general 2×2 game there are only 4 types of best response dynamics (up to re-labelling the axis), see Figure 24. For example, when $\begin{pmatrix} (1, 1) & (0, 0) \\ (0, 0) & (1, 1) \end{pmatrix}$ there are three Nash equilibrium, namely $E = ((1/2, 1/2), (1/2, 1/2))$ and $((0, 0), (0, 0))$ and $((1, 1), (1, 1))$. The orbits are then as in Figure 24 subfigure 3. Can you find matrices A, B so that the dynamics is as in n Figure 24 subfigure 1?

However, in general one does not have convergence. For example:

Example 4.5 (Shapley system). Take

$$A_\beta = \begin{pmatrix} 1 & 0 & \beta \\ \beta & 1 & 0 \\ 0 & \beta & 1 \end{pmatrix} \quad B_\beta = \begin{pmatrix} -\beta & 1 & 0 \\ 0 & -\beta & 1 \\ 1 & 0 & -\beta \end{pmatrix}, \quad (4.4)$$

where we use the 2-nd convention.

Note that (E^A, E^B) where $E^A := (1/3, 1/3, 1/3)$ and $E^B := (1/3, 1/3, 1/3)'$ is the Nash equilibrium. (How can one work out that there are no other Nash equilibria?).

For $\beta = 0$ this corresponds to the situation that $A = Id$ so player one wants to copy what player two is doing ($BR_A(e_i) = e_i$), and B prefers 3, 2, 1 when player A plays 1, 3 and 2, so player B want so do something different from player A (because $BR_B(e_i) = e_{i-1}$). This games was introduced by the Nobel prize winner Shapley in 1964, to show that the dynamics of FP does not necessarily converge to a Nash equilibrium, but to a periodic orbit.

Lemma 4.1 (Shapley). For $\beta = 0$ there exists a periodic orbit $\gamma : \mathbb{R} \rightarrow \Delta \times \Delta \subset \mathbb{R}^6$.

Proof. Let us first explain what this periodic orbit γ will look like before proving its existence. We have $BR_A(e_i) = e_i$ and $BR_B(e_i) = e_{i+1}$ (note that we using the 2nd notation for the

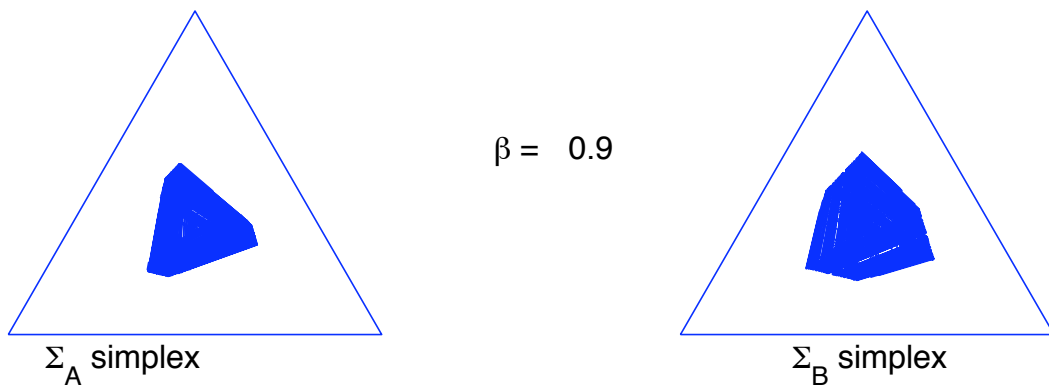


Figure 26: The motion for the best response dynamics of the Shapley system (4.4) for $\beta = 0.9$. Note that these are projections of the orbit in the four-dimensional space onto the two simplices. The dynamics appears to be chaotic. It was rigorously proved that there are infinitely many periodic orbits and ‘horseshoes’ in this dynamical system.

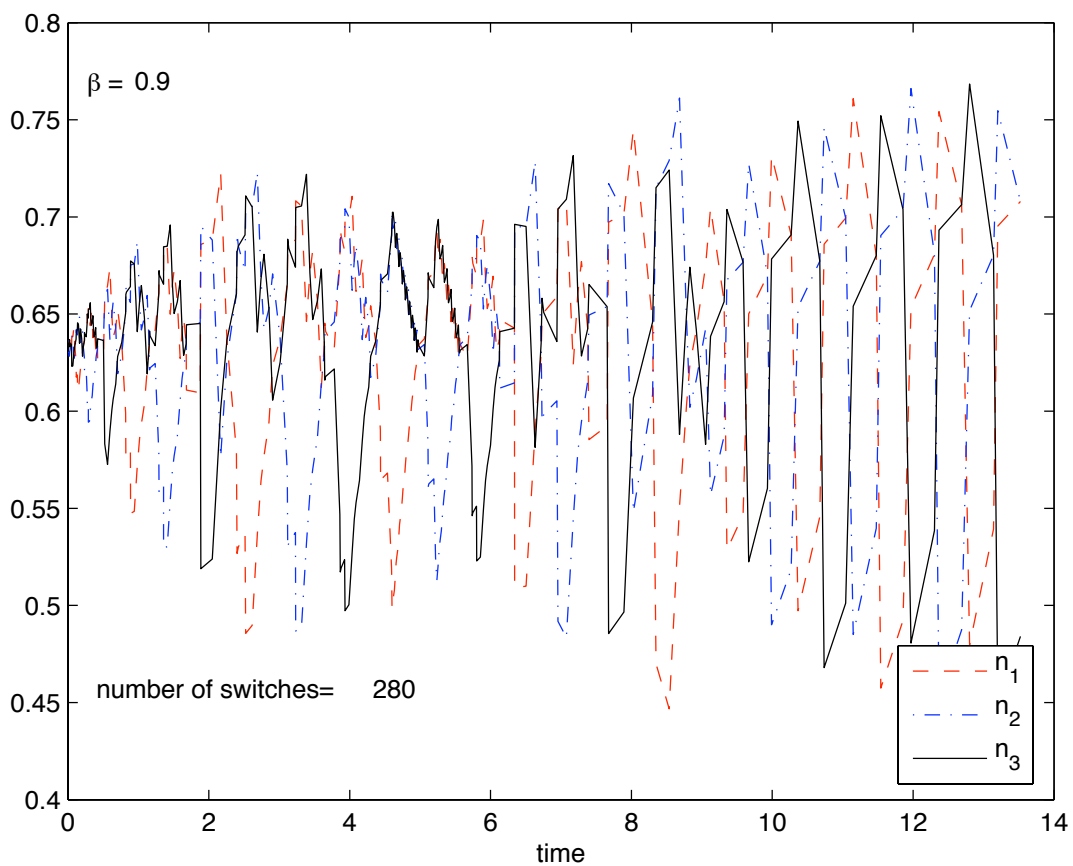


Figure 27: The three components of payoff vector $n(t) = Ay(t)$ as a function of time when we take $\beta = 0.9$ in the Shapley system (4.4).

matrices). Let π_A, π_B be the projections of $\Delta_A \times \Delta_B \subset \mathbb{R}^6$ onto the two triangles shown in Figure 25. The triangles drawn in this figure correspond to the projections $\pi_A(\gamma)$ and $\pi_B(\gamma)$ of γ . Let T be the period of γ and let $0 = t_0 < t_1 < \dots < t_5 < t_6 = T$ be the times when $\pi_A(\gamma(t))$ or $\pi_B(\gamma(t))$ are contained in one of the indifference lines. Note that when $\pi_A(\gamma(t))$ lies in an indifference line at $t = t'$, then $t \mapsto \pi_B(\gamma(t))$ changes from moving towards one corner for $t < t'$ close to t' to moving towards another corner for $t > t'$ close to t' . In fact, for each t we have that $\gamma(t)$ intersects at most one of the indifference lines. The points $\pi_A(\gamma(t_i))$ and $\pi_B(\gamma(t_i))$ are indicated in the figure, and note that the points move anti-clockwise in the triangles and head towards e_i in Δ_A when $\gamma(t)$ is in the region in Δ_B marked with i (and vice versa). The curve γ is a solution of the piecewise smooth BR dynamics, but for $t \in (t_i, t_{i+1})$ this simply reduces to

$$\dot{\gamma}(t) = (e_i, e_j) - \gamma(t) \text{ for } t \in (t_i, t_{i+1}). \quad (4.5)$$

Here (e_i, e_j) are best response choices. i.e., $e_i = BR_A(\pi_A(\gamma))$ and $e_j = BR_B(\pi_B(\gamma(t)))$. The solution of (4.5) is

$$\gamma(t) = (1 - e^{-t})(e_i, e_j) + e^{-t}\gamma(0) \text{ for } t \in (t_i, t_{i+1}). \quad (4.6)$$

So $(t_i, t_{i+1}) \ni t \mapsto \gamma(t)$ is a straight line in \mathbb{R}^6 (which is contained in $\Delta_A \times \Delta_B$). Moreover, for i 's you obtain a different straight line. Therefore $\gamma(t)$ will be a closed continuous curve consisting of 6 straight lines.

To see that there exists indeed a periodic orbit γ requires an explicit calculation. In Shapley's original paper *Some topics in two-person games, 1963*, he simply states that the corners of the hexagon corresponding to the periodic orbit γ are

$$\begin{aligned} \gamma(t_0) &= (\theta^3, \theta^3, \theta, \theta^4, 1, \theta^2)/C \\ \gamma(t_1) &= (\theta^2, \theta^4, 1, \theta^3, \theta^3, \theta)/C \\ \gamma(t_2) &= (\theta, \theta^3, \theta^3, \theta^2, \theta^4, 1)/C \end{aligned}$$

(and continuing this cyclically for the other points $\gamma(t_i)$) where θ is the unique real root $\theta^3 - \theta^2 = 1$ (which is $\theta > 1$ and in fact $\theta \approx 1.466$) and where C is chosen so that these points are in $\Delta_A \times \Delta_B$. Indeed, $C = 2\theta^3 + \theta = 1 + \theta^2 + \theta^4$; the last equality holds because of $\theta^3 - \theta^2 = 1$. That this polygon indeed corresponds to the solution of the BR dynamics can be shown by an explicit calculation using equation (4.6). Indeed, if we take $\lambda = (\theta - 1)/\theta \in (0, 1)$ then using the definition of C ,

$$\lambda C = (\theta - 1)(2\theta^2 + 1) = 2\theta^3 - 2\theta^2 + \theta - 1$$

and

$$(1 - \lambda)\theta = 1, (1 - \lambda)\theta^3 + \lambda C = \theta^4, (1 - \lambda) + \lambda C = \theta^3$$

and from this we obtain that the line from $\gamma(t_0)$ to (e_2, e_2) passes through $\gamma(t_1)$:

$$\gamma(t_0) + \lambda((e_2, e_2) - \gamma(t_0)) = \gamma(t_1).$$

and similarly

$$\gamma(t_1) + \lambda((e_3, e_2) - \gamma(t_1)) = \gamma(t_2).$$

So if take

$$1 - e^{-t_1} = \lambda \text{ and } e^{-t_1} = 1 - \lambda$$

and

$$1 - e^{-(t_2 - t_1)} = \lambda \text{ and } e^{-(t_2 - t_1)} = 1 - \lambda$$

we see that indeed these points are orbits of a solution of (4.5) and (4.6). Using the symmetry of the equation we obtain the full periodic orbit. In Appendix A, Harris & Sparrow & SvS 2008 the existence of a periodic orbit for $\beta \in (-1, 1)$ is shown through a calculation. An abstract argument which does not require calculations is given for $\beta \in (-1, 0]$ in SvS & Sparrow 2011, Proposition 3.1.

□

For $\beta = \phi$ where ϕ is the *golden number* (i.e. $\phi := (\sqrt{5} - 1)/2 \approx 0.618$), the game is equivalent to a zero-sum game (rescaling B to $\tilde{B} = \phi(B - 1)$ gives $A + \tilde{B} = 0$). Hence in this case by Theorem 4.1 play always converges to the interior equilibrium (E^A, E^B) .

For $\beta \in (\phi, \tau)$ where $\tau \approx 0.915$ the dynamics is chaotic, as is shown in Sparrow & SvS 2011.

Exercise 4.3. 1. Show that the best response associated to a 3×3 matrix A is the same

as that associated to $A' = cA + \begin{pmatrix} \alpha & \beta & \gamma \\ \alpha & \beta & \gamma \\ \alpha & \beta & \gamma \end{pmatrix}$ provided $c > 0$.

2. Show that when β is equal to the golden mean, the game defined in (4.4) is indeed (equivalent) to a zero sum game. (We say that the games are equivalent if the best response dynamics is the same.)
3. Go through the argument in the previous lemma in detail and show that we indeed obtain a periodic orbit.

5 Fictitious play: a learning model

There are several models for learning which aim to model human behaviour while others are aimed at providing efficient algorithms for computing various generalisations of the Nash equilibrium. Some models have their roots in economics, whereas others in computer science literature. In the remainder of this course we will discuss some of the main models:

- fictitious play (many people, starting with Brown and Robinson in the 50's), Fudenberg, Levine,....
- reinforcement learning Bush and Mosteller (1951, 1955), (Roth, Erev, Arthur...), Q learning etc...
- no-regret learning (Hart, Mas-Colell, Foster, Young, Kalai, Lehrer,...).

In this chapter we will discuss fictitious play.

5.1 Best response and fictitious play

Let $x(t)$ and $y(t)$ be the actions (past)play of the two players, and let

$$p(s) = \frac{1}{s} \int_0^s x(u) du \text{ and } q(s) = \frac{1}{s} \int_0^s y(u) du.$$

So $p(s)$ and $q(s)$ is the average of the past actions. Differentiating this gives

$$\dot{p}(s) = \frac{1}{s}x(s) - \frac{1}{s}p(s) \text{ and } \dot{q}(s) = \frac{1}{s}y(s) - \frac{1}{s}q(s).$$

Now assume that a player decides to always play a best-response action:

$$x(s) \in \mathcal{BR}_A(q(s)) \text{ and } y(s) \in \mathcal{BR}_B(p(s)) \text{ for } s \geq 1.$$

Then we obtain the following differential equation (inclusion)

$$\begin{aligned} \dot{p}(s) &\in \frac{1}{s}(\mathcal{BR}_A(q(s)) - p(s)) \\ \dot{q}(s) &\in \frac{1}{s}(\mathcal{BR}_B(p(s)) - q(s)) \end{aligned} \tag{5.1}$$

which is called the *fictitious play* dynamics. Note that is a non-autonomous differential equation. But it is closely related to an autonomous system, because if we take the time-reparametrisation $s = e^t$, then this gives

$$\begin{aligned} \dot{p}(t) &= (\mathcal{BR}_A(q(t)) - p(t)) \\ \dot{q}(t) &= (\mathcal{BR}_B(p(t)) - q(t)). \end{aligned} \tag{5.2}$$

which is the autonomous best-response dynamics from the previous chapter:

Exercise 5.1. Consider the matrix from the Shapley best response dynamics from Example 4.5.

1. Show that the fictitious play dynamics associated to the same system still has the same orbits.
2. For $\beta = 0$ the best response dynamics has a periodic orbit as in Figure 25. So there is a curve $t \mapsto x(t) = ((p(t), q(t)))$ so that $x(t+T) = x(t)$ for all t . For the corresponding fictitious play dynamics, the speed along this orbit decays. What is the analogous equation to $x(t+T) = x(t)$ for all t ?

5.2 The no-regret set

Denote the maximal-payoff functions

$$\bar{A}(q) := \max_{\bar{p} \in \Delta} \bar{p} \cdot Aq \quad \text{and} \quad \bar{B}(p) := \max_{\bar{q} \in \Delta} p \cdot B\bar{q}, \quad (5.3)$$

Let us show that playing fictitious dynamics leads to ‘no-regret’.

Assume that players A and B have respectively m and n actions.

Definition. A joint probability distribution $P = (p_{ij})$ over $S := \{1, \dots, m\} \times \{1, \dots, n\}$ is a *coarse correlated equilibrium (CCE)* for the bimatrix game (A, B) if (p_{ij}) , $i = 1, \dots, m$ and $j = 1, \dots, n$ is a matrix with all entries ≥ 0 and so that $\sum_{ij} p_{ij} = 1$ (so $P = (p_{ij})$ is a joint probability distribution) and if

$$\sum_{i,j} a_{i'j} p_{ij} \leq \sum_{i,j} a_{ij} p_{ij}$$

and

$$\sum_{i,j} b_{ij'} p_{ij} \leq \sum_{i,j} b_{ij} p_{ij}$$

for all i', j' . The set of CCE is also called the *Hannan set*.

Lemma 5.1. The set of NE’s can be thought of a subset of the CCE set in the sense that if (p, q) be a NE then $p_{ij} = p_i q_j$ where $(p_1, \dots, p_n) = p$ and $(q_1, \dots, q_n) = q$ is in the CCE set.

Proof. Since (p, q) is a NE, $p \in BR_A(q)$ and $q \in BR_B(p)$ and therefore for all probability vectors \tilde{p}, \tilde{q}

$$\tilde{p} \cdot Aq \leq p \cdot Aq \quad \text{and} \quad p \cdot B\tilde{q} \leq p \cdot Bq.$$

In particular,

$$e_{i'} \cdot Aq \leq p \cdot Aq \quad \text{and} \quad p \cdot B e_{j'} \leq p \cdot Bq$$

for all i', j' and so

$$\sum_j a_{i'j} q_j \leq \sum_{i,j} a_{ij} p_i q_j \quad \text{and} \quad \sum_i b_{ij'} p_i \leq \sum_{i,j} b_{ij} p_i q_j.$$

Since p, q are probability vectors this implies

$$\sum_{i,j} a_{i'j} p_i q_j \leq \sum_{i,j} a_{ij} p_i q_j \quad \text{and} \quad \sum_{i,j} b_{ij'} p_i q_j \leq \sum_{i,j} b_{ij} p_i q_j.$$

Since $p_{ij} = p_i q_j$ the required inequalities in the definition of CCE hold. So CCE is a generalisation of the notion of NE, considering all joint probability distributions P rather than just product probability distributions. \square

One way of viewing the concept of CCE is in terms of the notion of *regret*. Let us assume that two players are (repeatedly or continuously) playing a bimatrix game (A, B) , and let $P(t) = (p_{ij}(t))$ be the empirical joint distribution of their past play through time t , that is, $p_{ij}(t)$ represents the fraction of time of the strategy profile (i, j) along their play through time t . Then $\sum_{i,j} a_{ij} p_{ij}(t)$ and $\sum_{i,j} b_{ij} p_{ij}(t)$ are the players’ average payoffs in their play through time t .

For $x \in \mathbb{R}$, let $[x]_+$ denote the positive part of x : $[x]_+ = x$ if $x > 0$, and $[x]_+ = 0$ otherwise. Then the expression

$$\left[\sum_{i,j} a_{i'j} p_{ij}(t) - \sum_{i,j} a_{ij} p_{ij}(t) \right]_+$$

can be interpreted as the regret of the first player from not having played action i' every single time throughout the entire past history of play. It is (the positive part of) the difference between the player A's payoff that she would have received if she always played i' and what player A's actual past was, both given that player B would have played the same way as she did. Similarly,

$$\left[\sum_{i,j} b_{ij'} p_{ij}(t) - \sum_{i,j} b_{ij} p_{ij}(t) \right]_+$$

is the regret of the second player from not having played j' . This regret notion is sometimes called *unconditional* or *external regret* to distinguish it from the *internal* or *conditional regret*². In this context the set of CCE can be interpreted as the set of joint probability distributions with no regret (i.e. the regret is ≤ 0).

Exercise 5.2. 1. Discuss the notion of no-regret and the CCE set in your own words. You might want to do this exercise after you have read the definition of the CE set in Chapter 7. (No solution will be provided for this question.)

5.3 Fictitious play converges to the no-regret set CCE

We now show that continuous-time FP converges to a subset of CCE, namely the subset for which equality holds for at least one i', j' in (5.4).

Theorem 5.1. Every trajectory of FP dynamics (5.1) in a bimatrix game (A, B) converges to a subset of the set of CCE, the set of joint probability distributions $P = (p_{ij})$ over $S^A \times S^B$ such that for all $(i', j') \in S^A \times S^B$

$$\sum_{i,j} a_{i'j} p_{ij} \leq \sum_{i,j} a_{ij} p_{ij} \quad \text{and} \quad \sum_{i,j} b_{ij'} p_{ij} \leq \sum_{i,j} b_{ij} p_{ij}, \quad (5.4)$$

where equality holds for at least one $(i', j') \in S^A \times S^B$. In other words, FP dynamics asymptotically leads to no regret for both players.

Note that an FP orbit $(p(t), q(t))$, $t \geq 1$, gives rise to a joint probability distribution $P(t) = (p_{ij}(t))$ via

$$p_{ij}(t) = \frac{1}{t} \int_0^t x_i(s) y_j(s) ds.$$

Here $x_i(s)$ is the i -th component of $x(s)$ where $x(s) \in \mathcal{BR}_A(q(s))$ (and similar for $y_j(s)$). So when $\mathcal{BR}_A(q(s))$ is a singleton then $x(s) = e_i$ for some i and $x_i(s) = 1$ and $x_{i'}(s) = 0$ for $i' \neq i$. So $p_{ij}(t)$ represents the total time the first player and 2nd player played action (ij) at the same time.

When we say that FP converges to a certain set of joint probability distributions, we mean that $P(t)$ obtained this way converges to this set.

²Conditional regret is the regret from not having played an action i' whenever a certain action i has been played, that is, $[\sum_j a_{i'j} p_{ij} - \sum_j a_{ij} p_{ij}]_+$ for some fixed $i \in S^A$.

Proof of Theorem 5.1. Let \bar{A} and \bar{B} be defined as

$$\bar{A}(q) := \max_{\bar{p} \in \Delta} \bar{p} \cdot Aq \quad \text{and} \quad \bar{B}(p) := \max_{\bar{q} \in \Delta} p \cdot B\bar{q}.$$

We have that

$$\frac{d\bar{A}(q(t))}{dt} = x \cdot A \frac{dq}{dt} \tag{5.5}$$

whenever $\mathcal{BR}_A(q(t))$ is unique and $x \in \mathcal{BR}_A(q(t))$.

Let us check (5.5) in an example (the proof in the general case goes similarly): $q(t) = \begin{pmatrix} t \\ 1-t \end{pmatrix}$, $A = I$. Then $\bar{A}(q(t)) = \max(t, 1-t)$ and so $\frac{d}{dt}\bar{A}(q(t)) = \frac{d}{dt}\max(t, 1-t)$ is equal to -1 when $t \in (0, 1/2)$ and equal to $+1$ when $t \in (1/2, 1)$. So let us consider the $x \cdot A \frac{dq}{dt}$ where $x \in \mathcal{BR}_A(q(t))$. Notice that $\mathcal{BR}_A(q(t)) = e_2$ (resp. e_1) for $t \in [0, 1/2)$ (resp. $t \in (1/2, 1]$) and so $x \cdot A \frac{dq}{dt} = x \cdot A \begin{pmatrix} 1 \\ -1 \end{pmatrix}$ is indeed equal to $\frac{d}{dt}\bar{A}(q(t))$ when $x \in \mathcal{BR}_A(q(t))$.

Therefore, since $x(t) \in \mathcal{BR}_A(q(t))$ and $y(t) \in \mathcal{BR}_B(p(t))$ for $t \geq 1$,

$$\frac{d}{dt}(t\bar{A}(q(t))) = \bar{A}(q(t)) + t \frac{d}{dt}(\bar{A}(q(t))) = \bar{A}(q(t)) + tx(t) \cdot A \frac{dq(t)}{dt}.$$

Using first the definition of Fictitious Play (5.1) and then (5.5) (which implies that $\bar{A}(q(t)) = x(t) \cdot Aq(t)$), it follows that

$$\frac{d}{dt}(t\bar{A}(q(t))) = \bar{A}(q(t)) + x(t) \cdot A(y(t) - q(t)) = x(t) \cdot Ay(t)$$

for $t \geq 1$. Integrating this equation, we conclude that for $T > 1$,

$$\int_1^T x(t) \cdot Ay(t) dt = T\bar{A}(q(T)) - \bar{A}(q(1)),$$

and therefore

$$\lim_{T \rightarrow \infty} \left(\frac{1}{T} \left(\int_0^T x(t) \cdot Ay(t) dt \right) - \bar{A}(q(T)) \right) = 0.$$

Note that

$$\frac{1}{T} \int_0^T x(t) \cdot Ay(t) dt = \sum_{i,j} a_{ij} p_{ij}(T),$$

where $P(T) = (p_{ij}(T))$ is the empirical joint distribution of the two players' play through time T . On the other hand,

$$\bar{A}(q(T)) = \max_{i'} \sum_j a_{i'j} q_j(T) = \max_{i'} \sum_{i,j} a_{i'j} p_{ij}(T).$$

So the last three equations combined gives

$$\lim_{T \rightarrow \infty} \left(\sum_{i,j} a_{ij} p_{ij}(T) - \max_{i'} \sum_{i,j} a_{i'j} p_{ij}(T) \right) = 0.$$

By a similar calculation for B , we obtain

$$\lim_{T \rightarrow \infty} \left(\sum_{i,j} b_{ij} p_{ij}(T) - \max_{j'} \sum_{i,j} b_{ij} p_{ij}(T) \right) = 0.$$

It follows that any FP orbit converges to the set of CCE. Moreover, these equalities imply that for a sequence $t_k \rightarrow \infty$ so that $p_{ij}(t_k)$ converges, there exist i', j' so that $\sum_{i,j} (a_{ij} - a_{i'j}) p_{ij}(t_k) \rightarrow 0$ and $\sum_{i,j} (b_{ij} - b_{ij'}) p_{ij}(t_k) \rightarrow 0$ as $k \rightarrow \infty$, proving convergence to the claimed subset (where equality holds for at least one i'). \square

Let us denote the average payoffs through time T along an FP orbit as

$$\hat{u}^A(T) = \frac{1}{T} \int_0^T x(t) \cdot Ay(t) dt \quad \text{and} \quad \hat{u}^B(T) = \frac{1}{T} \int_0^T x(t) \cdot By(t) dt. \quad (5.6)$$

As a corollary to the proof of the previous theorem we get the following

Proposition 5.1. In any bimatrix game, along every orbit of FP dynamics we have

$$\lim_{T \rightarrow \infty} (\hat{u}^A(T) - \bar{A}(q(T))) = \lim_{T \rightarrow \infty} (\hat{u}^B(T) - \bar{B}(p(T))) = 0.$$

where as before

$$\bar{A}(q) := \max_{\bar{p} \in \Delta} \bar{p} A q \quad \text{and} \quad \bar{B}(p) := \max_{\bar{q} \in \Delta} p B \bar{q},$$

Another consequence of the previous theorem is:

Proposition 5.2. Let (A, B) be a bimatrix game with unique, interior Nash equilibrium (E^A, E^B) . If $\bar{A}(q) \geq \bar{A}(E^B)$ and $\bar{B}(p) \geq \bar{B}(E^A)$ for all $(p, q) \in \Delta \times \Delta$, then asymptotically the average payoff along FP orbits is greater than or equal to the Nash equilibrium payoff (for both players).

Of course the payoff depends on the choice of the payoff matrices. The following result (which we shall not prove here) shows that one can always find an equivalent so that the payoff satisfies the assumptions in the previous proposition:

Theorem 5.2. Let (A, B) be an $n \times n$ bimatrix game with unique, interior Nash equilibrium E . Then there exists a linearly equivalent game (A', B') , for which $\bar{A}'(q) > \bar{A}'(E^B)$ and $\bar{B}'(p) > \bar{B}'(E^A)$ for all $p \neq E^A$ and $q \neq E^B$, and so for (A', B') FP payoff Pareto dominates Nash payoff.

Here we say that (A, B) and (A', B') are *linearly equivalent* if and only if

$$\mathcal{B}R_A = \mathcal{B}R_{A'} \quad \text{and} \quad \mathcal{B}R_B = \mathcal{B}R_{B'}.$$

Notice that $\mathcal{B}R_A = \mathcal{B}R_{A'}$ if A' is obtained by adding a (possibly different) multiple of the column vector $\mathbf{1}$ to each of its columns because then there exists a constant c so that $A'q = Aq + c \cdot \mathbf{1}$ for all q .

Exercise 5.3. 1. Of course Proposition (5.3) suggests that you should play FP, rather than Nash in the above game. Discuss what would happen if one of the players starts to deviate from playing FP, and try to preempt the moves of the other player in a more complicated way than through FP. (This is a rather open ended question, and no solution will be provided for this question.)

5.4 FP orbits often give better payoff than Nash

Consider the one-parameter family of 3×3 bimatrix games (A_β, B_β) , $\beta \in (0, 1)$, given by

$$A_\beta = \begin{pmatrix} 1 & 0 & \beta \\ \beta & 1 & 0 \\ 0 & \beta & 1 \end{pmatrix}, \quad B_\beta = \begin{pmatrix} -\beta & 1 & 0 \\ 0 & -\beta & 1 \\ 1 & 0 & -\beta \end{pmatrix}. \quad (5.7)$$

This family can be viewed as a generalisation of Shapley's game. This system has been shown to give rise to a very rich chaotic dynamics with many unusual and remarkable dynamical features. The game has a unique, completely mixed Nash equilibrium E , where $E = (E^A, E^B)$ where $E^A = (\frac{1}{3}, \frac{1}{3}, \frac{1}{3})$ and $E^B = (\frac{1}{3}, \frac{1}{3}, \frac{1}{3})$, which yields the respective payoffs

$$u^A(E^B) = \frac{1 + \beta}{3} \quad \text{and} \quad u^B(E^A) = \frac{1 - \beta}{3}.$$

To check the hypothesis of Proposition 5.2, let $q = (q_1, q_2, q_3)^\top \in \Delta_B$, then

$$\begin{aligned} \bar{A}(q) &= \max \{q_1 + \beta q_3, q_2 + \beta q_1, q_3 + \beta q_2\} \\ &\geq \frac{1}{3}((q_1 + \beta q_3) + (q_2 + \beta q_1) + (q_3 + \beta q_2)) \\ &= \frac{1}{3}(q_1 + q_2 + q_3)(1 + \beta) \\ &= \frac{1 + \beta}{3} \\ &= u^A(E^B) = \bar{A}(E^B). \end{aligned}$$

Moreover, equality holds if and only if

$$q_1 + \beta q_3 = q_2 + \beta q_1 = q_3 + \beta q_2,$$

which is equivalent to $q_1 = q_2 = q_3$, that is, $q = E^B$. We conclude that $\bar{A}(q) > \bar{A}(E^B)$ for all $q \in \Delta_B \setminus \{E^B\}$, and by a similar calculation, $\bar{B}(p) > \bar{B}(E^A)$ for all $p \in \Delta_A \setminus \{E^A\}$. As a corollary to Proposition 5.2 we get the following result.

Theorem 5.3. Consider the one-parameter family of bimatrix games (A_β, B_β) in (5.7) for $\beta \in (0, 1)$. Then any (non-stationary) FP orbit Pareto dominates constant Nash equilibrium play in the long run, that is, for all large t we have

$$\hat{u}^A(t) > u^A(E^B) \quad \text{and} \quad \hat{u}^B(t) > u^B(E^A).$$

A conjecture

There are certainly examples of games where the opposite holds, namely where a FP orbit is Pareto dominated by the Nash payoff. However, a numerical study suggests this is extremely rare. For many games FP orbits Pareto dominate Nash play, and conjecturally, for a very large proportion (say %99 percent), FP orbits dominate Nash play for large periods of time.

- Exercise 5.4.**
1. Consider the matrix from the Shapley best response dynamics from Example 4.5 taking $\beta = 0$. Show that the set of CCE is not a single point. Hint: the best response dynamics has a periodic orbit as in Figure 25 and use Theorem 5.1.
 2. Does the average payoff $\hat{u}^A(t)$ and $\hat{u}^B(t)$ converge as $t \rightarrow \infty$ if we are in the Shapley orbit? Hint: use Proposition 5.1.

5.5 Time averages of Replicator Dynamics converge to pseudo-orbits of Fictitious Play

In Lemma we saw that the time-average of a one-player RPS game, converges to the periodic orbit of the corresponding Best Response dynamics. It turns out that this relationship holds much more generally:

Theorem 5.4. Let $x(t)$ be a solution of the one-player RD

$$\dot{x}_i = x_i((Ax)_i - x \cdot Ax), i = 1, \dots, n \quad (\text{RD})$$

and let E be the interior Nash equilibrium. Define $X(t) = \frac{1}{t} \int_0^t x(s) ds$. Then there exists $\alpha(t)$ with $\alpha(t) \rightarrow 0$ as $t \rightarrow \infty$ so that

$$\begin{aligned} x(t) &\in BR_A^{\alpha(t)}(X(t)) \quad \text{and} \\ \dot{X}(t) &\in \frac{1}{t}[BR_A^{\alpha(t)}(X(t)) - X(t)]. \end{aligned} \quad (\text{PFP})$$

So the time-average of the solution of a replicator system converges to a pseudo-orbit of FP dynamics.

Similarly, let $(x(s), y(s))$ be the solution of the two-player RD

$$\begin{cases} \dot{x}_i = x_i((Ay)_i - x \cdot Ay) \\ \dot{y}_j = y_j((Bx)_j - y \cdot Bx) \end{cases} \quad \forall x, y \in \Delta, i, j = 1, \dots, n, \quad (\text{RD2})$$

and let $(E_A \times E_B) \in \Delta \times \Delta$ be the interior Nash equilibrium. Let $X(t) = \frac{1}{t} \int_0^t x(s) ds$ and $Y(t) = \frac{1}{t} \int_0^t y(s) ds$. Then

$$\begin{aligned} x(t) &\in BR_A^{\alpha(t)}(Y(t)), & y(t) &\in BR_B^{\alpha(t)}(X(t)), \\ \dot{X}(t) &\in \frac{1}{t}[BR_A^{\alpha(t)}(Y(t)) - X(t)], & \dot{Y}(t) &\in \frac{1}{t}[BR_B^{\alpha(t)}(X(t)) - Y(t)]. \end{aligned} \quad (5.8)$$

Proof. Let L be the logit function $L: \mathbb{R}^n \rightarrow \Delta$ defined by

$$L(x) = \left(\frac{\exp(x_1)}{\sum_j \exp x_j}, \dots, \frac{\exp(x_n)}{\sum_j \exp x_j} \right).$$

It follows from this expression that there exists a function $\alpha(t) \rightarrow 0$ as $t \rightarrow \infty$ so that for each $x \in \Delta$,

$$L(tx) \in BR^{\alpha(t)}(x). \quad (5.9)$$

Here, as before, the set-valued map $BR^{\alpha(t)}(x)$ is defined so that its graph is equal to the α -neighbourhood of the graph of $x \mapsto BR(x)$, where $\alpha(t)$ tends to zero as $t \rightarrow \infty$.

The two player case: Let $(x(t), y(t))$ be a solution of two-player RD where we assume that $x(0) = (x_0^1, \dots, x_0^n) \in \text{int}(\Delta)$. Define $U_s = Ay(s)$, $\bar{U}_t = \frac{1}{t} \int_0^t U_s ds$, $\hat{U}_0^k = \log x_0^k$, $\hat{U}_0 = (\hat{U}_0^1, \dots, \hat{U}_0^n)$ and $\xi(t) = L(\hat{U}_0 + \int_0^t U_s ds)$. Moreover, define $X(t) = \frac{1}{t} \int_0^t x(s) ds$ and $Y(t) = \frac{1}{t} \int_0^t y(s) ds$. So, since $U_t = Ay(t)$ we obtain

$$\bar{U}_t = AY(t).$$

An explicit calculation, shows that $\xi(0) = x(0)$ and that $\dot{\xi}$ satisfies the first equation in (RD2). Indeed, differentiating $\log \xi(t)$ with respect to t we obtain

$$\begin{aligned} \frac{\dot{\xi}(t)}{\xi(t)} &= \frac{x_0^k U_t^k \exp \int_0^t U_s ds}{x_0^k \exp \int_0^t U_s ds} - \frac{\sum_j x_0^j U_t^j \exp \int_0^t U_s^j ds}{\sum_j x_0^j \exp \int_0^t U_s^j ds} \\ &= U_t^k - \sum_j \frac{x_0^j U_t^j \exp \int_0^t U_s^j ds}{\sum_m x_0^m \exp \int_0^t U_s^j ds} \\ &= U_t^k - \sum_j U_t^j x_t^j = Ay^k(t) - x(t) \cdot Ay(t), \end{aligned}$$

where the penultimate equality uses the definition of $\xi(t)$ via the logit function. It follows $\xi(t)$ and $x(t)$ satisfy the same differential equations, and so by uniqueness of solutions of RD we get $\xi(t) \equiv x(t)$. Hence, $X(t)$ and $Y(t)$ satisfy

$$\begin{cases} \dot{X}(t) &= \frac{1}{t}(x(t) - X(t)), \\ \dot{Y}(t) &= \frac{1}{t}(y(t) - Y(t)). \end{cases}$$

In particular, since $\bar{U}_t = AY(t)$ and using (5.9),

$$\begin{aligned} x(t) &= \xi(t) = L(\hat{U}_0 + \int_0^t U_s ds) = L(t[\hat{U}_0/t + \bar{U}_t]) \\ &\in BR^{\alpha(t)}(\bar{U}_t) = BR_A^{\alpha(t)}(Y(t)). \end{aligned} \tag{5.10}$$

Interchanging the roles of $x(t)$ and $y(t)$ (and defining $V_s = Bx(s)$, \hat{V}_0, \bar{V}_t as the analogues of $U_s, \hat{U}_0, \bar{U}_t$) we also get

$$\begin{aligned} y(t) &= L(\hat{V}_0 + \int_0^t V_s ds) = L(t[\hat{V}_0/t + \bar{V}_t]) \\ &\in BR^{\alpha(t)}(\bar{V}_t) = BR_B^{\alpha(t)}(X(t)) \end{aligned} \tag{5.11}$$

where $\alpha(t) \rightarrow 0$ as $t \rightarrow \infty$ because of (5.9). It follows that for the time averages $X(t), Y(t)$ of the replicator systems one has

$$\begin{cases} \dot{X}(t) &\in \frac{1}{t}(BR_A^{\alpha(t)}(Y(t)) - X(t)) \\ \dot{Y}(t) &\in \frac{1}{t}(BR_B^{\alpha(t)}(X(t)) - Y(t)) \end{cases} \tag{5.12}$$

where again $\alpha(t) \rightarrow 0$ as $t \rightarrow \infty$. Note that $Y \mapsto BR_A^\alpha(Y)$ is a neighbourhood of the (set-valued) graph of $Y \mapsto BR_A(Y)$, and whenever $BR_A(Y)$ is single valued we have $BR_A^\alpha(Y) \rightarrow BR_A(Y)$ as $\alpha \rightarrow 0$.

The one-player case. Let $x(t)$ be a solution of the equation $\dot{x}_i = x_i((Ax)_i - x'cdot Ax)$. Define $U_s = Ax(s)$, $\bar{U}_t = \frac{1}{t} \int_0^t U_s ds$, $\hat{U}_0^k = \log x_0^k$, and $\xi(t) = L(\hat{U}_0 + \int_0^t U_s ds)$ and $X(t) =$

$\frac{1}{t} \int_0^t \xi(s) ds$. The same calculation as before gives $\xi(0) = x(0)$ and that $\xi(t)$ and $x(t)$ satisfy the same differential equation. Hence $\xi(t) = x(t)$ for all t . It follows as before that

$$\begin{aligned} X(t) &= \frac{1}{t} \int_0^t x(s) ds, \\ x(t) &= L(\dot{U}_0 + tAX(t)) \in BR_A^{\alpha(t)}(X(t)), \\ \dot{X}(t) &\in \frac{1}{t} [BR_A^{\alpha(t)}(X(t)) - X(t)]. \end{aligned} \tag{5.13}$$

□

5.6 Discrete fictitious dynamics

Sometimes it is more natural to consider discrete time, so assume that $t \in \mathbb{N}$. In this case we let $p(0), q(0)$ be the a priori believe at time $t = 0$ of the probability that player B resp A thinks the strategies will be played. The updating rule about these believes is then

$$p(n+1) = \frac{np(n) + e_i(n)}{n+1}, q(n+1) = \frac{nq(n) + e_j(n)}{n+1}$$

where

$$e_i(n) \in \mathcal{BR}_A(q_n) \text{ and } e_j(n) \in \mathcal{BR}_B(p_n).$$

So

$$p(n+1) - p(n) = \frac{1}{n}(e_i(n) - p(n)), q(n+1) - q(n) = \frac{1}{n}(e_j(n) - q(n)).$$

This should be considered as the discrete approximation of the continuous best response dynamics

$$\dot{p} = \mathcal{BR}_A(q) - p, \dot{q} = \mathcal{BR}_B(p) - q.$$

Exercise 5.5. Write computer code which draws orbits of the discrete fictitious play dynamics associated to the game corresponding to matrices (5.7) (taking various choices for β including $\beta = 0$, $\beta =$ the golden mean and $\beta = 0.9$).

6 Reinforcement learning (Chapter to be slightly updated)

Reinforcement learning (RL) is a very widely used approach to learning. The premise in RL is that you choose an action which in the past turned out to be quite rewarding you will play it in future more often (exploitation), but at the same time you do not rule out choosing actions which were less successful from time to time in order not to miss opportunities (exploration). The latter avoids that you get stuck playing a ‘local maximum’.

In this chapter I will describe various models for reinforcement learning. These are all fairly closely related to fictitious play, but instead of choosing actions based on the best response to the average of previous actions, reinforcement learning focusses on actions which gave good payoff’s in the past.

6.1 Set-up of reinforcement learning

1. at each time period t , each of the two players chooses an action $x(t)$ resp. $y(t)$. Here $x(t), y(t)$ will be probability unit vectors e_i, e_j . For simplicity, often we write x^t, y^t instead of $x(t), y(t)$. In fact, the other player could be ‘nature’ or a player which has an unknown way of choosing strategies.
2. the payoff (or reward) for player A is given by a function $u^t = u(x^t, y^t) \in \mathbb{R}$ which for pure actions can be written in the form $x^t \cdot Ay^t$ where A is a matrix. In the current chapter we will assume that the *payoff is always strictly positive*: there exists $C_0 > 0$ so that $A_{ij} > C_0$ for all i, j and so $u^t \geq C_0$ for all $t \geq 1$.
3. Define a variable $\theta_i^t \geq 0$ which describes the *propensity* of player A to play action i (i.e. to choose $x^t = e_i$) at time t . The variable θ_i^t is updated in some manner according to how "good playing x " has been. Let $\theta^t = (\theta_1^t, \dots, \theta_n^t)$. At time t , the probability that A plays action i is determined by θ_i^t . For example one choose actions according too the probability vector

$$p^t = \frac{\theta^t}{|\theta^t|_1} \quad (6.1)$$

where $|z|_1 := \sum |z_i|$ when $z \in \mathbb{R}^n$.

4. Several updating rules have been proposed for the propensity θ^t . Here we will always assume that $|\theta^t| = C > 0$ and indeed that all coordinates of θ^t are positive.
5. As mentioned, in reinforcement learning the action $x^t \in \{e_1, \dots, e_n\}$ are chosen randomly so that $x^t = e_i$ with probability p_i^t .

One way of visualising (and implementing this) such a random variable is to partition the interval $[0, 1]$ into n intervals I_1^t, \dots, I_n^t where $I_1^t = [0, p_1^t]$ and $I_i^t = [p_1^t + \dots + p_{i-1}^t, p_1^t + \dots + p_i^t]$ for $i > 1$. Then choose r uniformly in $[0, 1]$ and choose $x^t = e_i$ if $r \in I_i^t$.

Three well-known update rules for the propensity function:

1. **Cross-learning**, named after Cross (1973):

$$\theta^{t+1} = (1 - \vartheta u^t) \theta^t + \vartheta u^t x^t, \quad t \geq 1$$

where we assume in this model that $u^t \in (0, 1)$, $\vartheta \in (0, 1]$ and $|\theta^t| = 1$ (and that each component of the vector θ^t is strictly positive). So in this model, $|\theta^t| = 1$ for all $t \geq 1$.

2. **Erev-Roth Cumulative payoff matching (CPM)** (dating back to 1995) is:

$$\theta^{t+1} = \theta^t + u^t x^t, \quad t \geq 1.$$

Here the initial vector θ^1 is chosen so that $|\theta^1| = C$ and so that each component of θ^1 is strictly positive, see below.

3. The **Arthur model** (dating back to 1993), is closely related to the previous one:

$$\theta^{t+1} = (\theta^t + u^t x^t) \frac{C(t+1)}{Ct + u^t}, \quad t \geq 1.$$

Here $C > 0$ is chosen fixed throughout, and θ^1 is chosen so that $|\theta^1| = C$ and so that each component of θ^1 is strictly positive.

All models have in common that they reinforce playing a particular action depending on the payoff it resulted in previously. Note that player A does not need to observe the actions of player B to determine θ^t , only their own utility pay-off. The vector θ^t can be viewed as some kind of ‘score-card’ on how well the various actions have done in the past.

In the first part of this chapter, we will focus on the above updating rules where two players use in their interactions and where we shall concentrate on models (2) and (3), which in some sense are quite similar: the updating rule for the latter is just a rescaled version of the former one.

In the next exercise we will consider the situation where a player interacts with ‘nature’.

Example 6.1. Let us consider in this exercise the situation of a player who interacts with ‘nature’. For example, suppose a doctor can prescribe a new medication to a patient, but it’s not clear whether this will also have good outcomes. One approach is to do a blind sample, giving some patients a placebo and others the new medication, and then to compare the statistics. Another one is to use reinforcement learning. Every time one medication ‘worked’ you increase its propensity, and start using the more successful medication more often. So the doctor has two options: Medicine or Placebo. There are two types of patients: I and II, which perhaps correspond to genetic traits of the patient. Unfortunately, there is no way to determine the type of the patient beforehand. So the payoff structure is:

$$\begin{array}{c} \text{I} \quad \text{II} \\ \text{M} \quad \left(\begin{array}{cc} 10 & 0 \\ 5 & 5 \end{array} \right) \\ \text{P} \end{array}.$$

Let us assume you update the propensity vector according to the Erev-Roth model. Let f_{ij}^t be the frequency up to time $< t$ the doctor has prescribed $i \in \{M, P\}$ while dealing with a patient of type $j \in \{I, II\}$. Then

$$\theta^t = \theta^0 + \left(\begin{array}{c} 10f_{11}^t \\ 5(f_{21}^t + f_{22}^t) \end{array} \right) t.$$

This means that

$$p_1^t = \frac{\theta_1^0 + 10f_{11}^t}{|\theta_0| + 10f_{11}^t + 5(f_{21}^t + f_{22}^t)}.$$

Of course f_{ij}^t is a random variable, because at time $1, \dots, t-1$ the doctor chooses actions depending on p^1, \dots, p^{t-1} , and therefore p^t is also a random variable. So for each ‘run’ the ‘sample’ path p^1, \dots, p^{t-1} will most likely be different. In the next exercise you will be asked to write Python code to get an impression on what to expect. One can formally prove a.e. convergence results, and some of such results are discussed later on in this section.

Exercise 6.1. 1. Let $q \in (0, 1)$ be the frequency of the patients of type I. What should the doctor prescribe?

2. Write a Python programme which computes p_1^t for $t = 10000$ for $n = 1000$ sample path, and draws a histogram of the results. Do this for the following four cases: $q = 0.3$, $q = 0.7$, $\theta = (10, 10)$ and $\theta = (0.1, 0.1)$. (Why the latter choice for θ gives such different results is related to what will be discussed in Proposition .) Moreover, draw p_1^j for $j = 1, \dots, t$ for the first 10 sample paths.

6.2 The Arthur model, in the 2×2 setting

In this subsection we will assume that both players learn according to the model (3) and follow the analysis from Posch (1997). Note that in this model $|\theta^t| = tC$ for all $t \geq 1$. Indeed, $|\theta^1| = C$ by assumption. Assume by induction $|\theta^t| = tC$ then because (by assumption) $u^t > 0$,

$$|\theta^{t+1}| = |\theta^t + u^t x^t| \frac{C(t+1)}{Ct + u^t} = C(t+1).$$

Since $p^t = \theta^t / |\theta^t| = \theta^t / (Ct)$,

$$\begin{aligned} p^{t+1} &:= \frac{\theta^{t+1}}{|\theta^{t+1}|} = \frac{\theta^t + u^t x^t}{Ct + u^t} = \frac{Ct p^t + u^t x^t}{Ct + u^t} \\ &= p^t + \frac{u^t}{Ct + u^t} (x^t - p^t) = p^t + \frac{u^t}{Ct} (x^t - p^t) + \frac{1}{Ct} \epsilon^t \end{aligned} \quad (6.2)$$

where $\epsilon^t = O(1/t)$. We will also assume that the 2nd player uses the corresponding updating rule for their probability vector q^t .

Note that the actions x^1, \dots, x^{t-1} and y^1, \dots, y^{t-1} determine u^1, \dots, u^{t-1} and therefore $\theta^1, \dots, \theta^t$ and p^1, \dots, p^t . The first player chooses action i with probability equal to the i -th coordinate p_i^t of p^t . So $x^t = e_i$ with probability p_i^t . Finally, the payoff u^t is then determined by the action y^t of the 2nd player together with x^t . If we define $f(p^t, q^t)$ to be the conditional expectation

$$f(p^t, q^t) = \mathbb{E}(u^t(x^t - p^t) | \{(x^1, y^1), \dots, (x^{t-1}, y^{t-1})\}),$$

then we obtain that

$$u^t(x^t - p^t) = f(p^t, q^t) + \mu(p^t, q^t)$$

where $\mu(p^t, q^t)$ is a variable with the property that

$$\mathbb{E}(\mu(p^t, q^t) | \{(x^1, y^1), \dots, (x^{t-1}, y^{t-1})\}) = 0.$$

Hence one can write the previous recurrence equation (6.2) as

$$p^{t+1} = p^t + \frac{1}{Ct} [f(p^t, q^t) + \mu(p^t, q^t) + \epsilon^t] \quad (6.3)$$

where, as before,

$$\mathbb{E}(\mu(p^t, q^t) | \{(x^1, y^1), \dots, (x^{t-1}, y^{t-1})\}) = 0 \text{ and } \epsilon^t = O(1/t).$$

Note that $\mu(p^t, q^t)$ depends on x^1, \dots, x^t and y^1, \dots, y^t .

Equation (6.3) has one draw-back: this equation in principle allows the vector p^t to be no longer a probability vector, whereas in the original expression (6.2) it is clear that p^t remains a probability vector (and so in particular, each of its components is between 0 and 1). On the other hand, (6.3) makes the connection with a differential equation more clear, as we will see.

6.2.1 A two player version of this with two actions

Now do the same for the other player. Then the action y^t player B chooses depends on the corresponding probability q^t , and so we obtain the discrete time stochastic process:

$$\begin{aligned} p^{t+1} &= p^t + \frac{1}{C^t} [f(p^t, q^t) + \mu(p^t, q^t) + \epsilon^t] \\ q^{t+1} &= q^t + \frac{1}{C^t} [g(p^t, q^t) + \zeta(p^t, q^t) + \epsilon^t]. \end{aligned} \tag{6.4}$$

6.2.2 Stochastic approximation of an ODE

Note that when $\mu = \zeta = \epsilon^t = 0$, (6.4) is the Euler approximation with decreasing time steps of the differential equation

$$\begin{aligned} \dot{p} &= f(p^t, q^t) \\ \dot{q} &= g(p^t, q^t). \end{aligned} \tag{6.5}$$

Since $\mathbb{E}(\mu(p^t, q^t) | \{(x^1, y^1), \dots, (x^{t-1}, y^{t-1})\}) = 0$ (and similarly for ζ) and $\epsilon^t = O(1/t)$, it is reasonable to expect that the solutions of (6.4) should be closely related to those of (6.5). Note that $\sum_{t \geq 1}^T \frac{1}{(tC)} \approx \frac{1}{C} \log(T) \rightarrow \infty$, so after T steps the solution should be related to the solution of (6.5) at time $\frac{1}{C} \log(T)$.

Indeed this connection is described in quite a lot of detail in for example Benaim (1999), where one of the main results is the following:

Theorem 6.1. Almost all realisations (p^t, q^t) , $t = 1, 2, \dots$ of (6.4) tend asymptotically to a ‘internally chain recurrent set’ of the differential equation (6.5).

The formal definition of ‘internally chain recurrent set’ of a differential equation can be found in the appendix. For the two differential equations drawn in Figure 28 these sets are as described in the caption in this figure. Notice that the above theorem does not claim that almost all realisations tend to attractors of the differential equations. In Proposition 6.1 it is shown that this indeed need not be the case.

6.2.3 Calculating f and g in the 2×2 case

For simplicity assume that each of the players has two actions and that the payoff matrices are A and B are equal to $A = \begin{pmatrix} a_{11} & a_{12} \\ a_{21} & a_{22} \end{pmatrix}$ and $B = \begin{pmatrix} b_{11} & b_{12} \\ b_{21} & b_{22} \end{pmatrix}$ where we use the 1st convention and derive the deterministic part of the above differential equation. Let us temporarily write $\mathbf{p}^t, \mathbf{q}^t$ for the vectors and p^t, q^t for its first components, so write $\mathbf{p}^t = (p^t, 1 - p^t)$ and $\mathbf{q}^t = (q^t, 1 - q^t)$. We will also temporarily write

$$\underline{f}(\mathbf{p}^t, \mathbf{q}^t) = \mathbb{E}(u^t(\underline{\mathbf{x}}^t - \mathbf{p}^t) | \{(\underline{\mathbf{x}}^1, \mathbf{y}^1), \dots, (\underline{\mathbf{x}}^{t-1}, \mathbf{y}^{t-1})\})$$

for the vector and $f(\mathbf{p}^t, \mathbf{q}^t)$ for its first component. If $\underline{x}^t = \mathbf{e}_i$ then $u^t(\underline{x}^t - \mathbf{p}^t) = (\mathbf{e}_i \cdot A\mathbf{q}^t)(\mathbf{e}_i - \mathbf{p}^t)$ and so the first component of

$$\mathbb{E}(u^t(\underline{x}^t - \mathbf{p}^t) | \{(\underline{x}^1, \mathbf{y}^1), \dots, (\underline{x}^{t-1}, \mathbf{y}^{t-1})\}) = \sum_i p_i^t ((\mathbf{e}_i \cdot A\mathbf{q}^t)(\mathbf{e}_i - \mathbf{p}^t))$$

is equal to

$$\begin{aligned} f(\mathbf{p}^t, \mathbf{q}^t) &= p^t(a_{11}q^t + a_{12}(1 - q^t))(1 - p^t) + \\ &\quad (1 - p^t)(a_{21}q^t + a_{22}(1 - q^t))(0 - p^t) \\ &= p^t(1 - p^t)((a_{12} - a_{22}) - q^t((a_{21} - a_{11}) + (a_{12} - a_{22}))) \end{aligned}$$

and similarly for g . That is,

$$\begin{aligned} f(p, q) &= p(1 - p)[\alpha_1 - q(\alpha_1 + \alpha_2)] \\ g(p, q) &= q(1 - q)[\beta_1 - p(\beta_1 + \beta_2)] \end{aligned}$$

where

$$\begin{aligned} \alpha_1 &= a_{12} - a_{22}, & \alpha_2 &= a_{21} - a_{11} \\ \beta_1 &= b_{12} - b_{22}, & \beta_2 &= b_{21} - b_{11}. \end{aligned}$$

6.2.4 Comparison with replicator dynamics

Now compare (6.4) with the replicator dynamics equation

$$\begin{aligned} \dot{p}_i &= p_i[(Aq)_i - p \cdot Aq] \\ \dot{q}_j &= q_j[(Bp)_j - q \cdot Bp]. \end{aligned}$$

This also gives

$$\begin{aligned} \dot{p}_1 &= p_1[a_{11}q_1 + a_{12}q_2 - p_1(a_{11}q_1 + a_{12}q_2) \\ &\quad - p_2(a_{21}q_1 + a_{22}q_2)] \\ &= p_1(1 - p_1)[\alpha_1 - q_1(\alpha_1 + \alpha_2)] \\ \dot{q}_1 &= q_1(1 - q_1)[\beta_1 - p_1(\beta_1 + \beta_2)]. \end{aligned}$$

So

$$\dot{p}_1 = f(p_1, q_1), \quad \dot{q}_1 = g(p_1, q_1)$$

is the two person replicator dynamics that we already encountered in Subsections 2.2 and 2.4. As we saw there, the dynamics of this two person replicator system can be completely described. If there is an interior NE then there are two possibilities, where the diagram on the right corresponds to a game which is equivalent to a zero-sum game.

6.2.5 A formal connection with the replicator dynamics

Based on this, Posch (1997) and Hopkins & Posch (2005) showed the following:

Theorem 6.2. Consider the Arthur learning model in a two-player two strategy game. Then

- if the game has no strict Nash equilibrium and is equivalent to a zero sum game (as in Figure 28 on the right), then the learning algorithm has a continuum of asymptotically cycling paths. Almost all paths that are not asymptotically cycling converge either to the interior fixed point or to the boundary;
- if there is at least one strict Nash equilibrium and $C \geq a_{jk}, b_{jk}$ for $j, k = 1, 2$, then the learning algorithm a.s. converges to the set of strict Nash equilibria. All strict Nash equilibria are attained in the limit with positive probability.

In Figure 29, two runs of the learning process are drawn for a zero-sum game with a NE at $(1/2, 1/2)$ from which the runs where started.

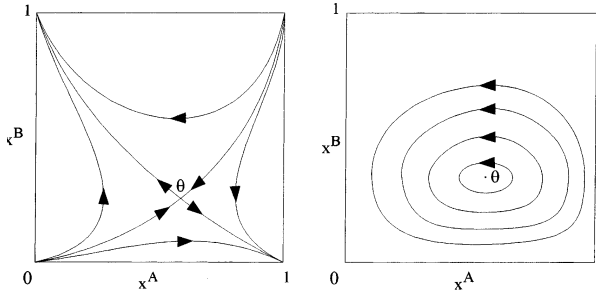


Figure 28: The solutions of the 2×2 replicator dynamics. The ‘internally chain recurrent sets’ for these differential equations are: the 5 singularities (for the flow on the left) and the entire phase space (for the flow on the right). The game corresponding to the replicator equation on the left is a coordination game and has three NE’s (the points on the top left, bottom right, and the interior equilibrium point). The game associated to the picture on the right has only one NE, namely the interior equilibrium.

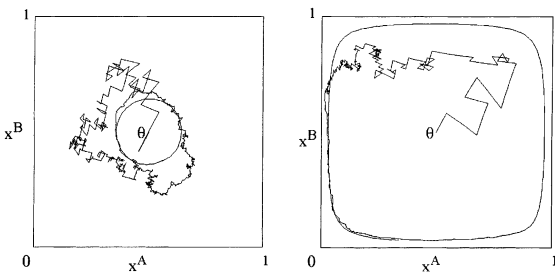


Figure 29: Sample path of the 2×2 reinforcement learning dynamics corresponding to the two systems considered in Figure 28.

6.2.6 What happens if C is not large enough in Arthur's model?

Note that in the left panel of Figure 28, neither $(0, 0)$ nor $(1, 1)$ is a NE. Similarly, in the right panel of that figure none of the corner points are NE's. Nevertheless, if C is chosen insufficiently large, then the learning algorithm can reach these points with positive probability:

Proposition 6.1. Suppose that $0 < C < a_{k,l}, b_{k,l}$ for all k, l . Then

$$\text{Prob}\{\lim_{t \rightarrow \infty} p^t \rightarrow 1, \lim_{t \rightarrow \infty} q^t \rightarrow 1\} > 0.$$

Proof. Let us show that there is a positive probability that $p^t \rightarrow 1$. To do this, it is sufficient to show that $\prod_{t=1}^{\infty} p^t > 0$ because this implies that there is a positive probability that player A chooses action 1 forever.

Note that $\prod_{t=1}^{\infty} p^t > 0$ is equivalent to $\sum(1 - p^t) < \infty$. Since

$$\mathbf{p}^{t+1} = \mathbf{p}^t + \frac{u^t}{Ct + u^t}(\mathbf{x}^t - \mathbf{p}^t)$$

if player A chooses action 1 (which corresponds to $\mathbf{x}^t = e_1 = (1, 0) = (1, 0)$) at time t and player B action j then

$$p^{t+1} = p^t + \frac{a_{1j}}{Ct + a_{1j}}(1 - p^t).$$

So writing $d^t = 1 - p^t$ we get

$$d^{t+1} = d^t - \frac{a_{1j}}{Ct + a_{1j}}d^t.$$

Hence

$$\frac{d^{t+1}}{d^t} = 1 - \frac{a_{1j}}{Ct + a_{1j}}.$$

Since $a_{ij} > C$ for all i, j , there exists $\alpha, \alpha' > 1$ and t_0 so that for $t \geq t_0$

$$1 - \frac{\alpha}{t} < \frac{d^{t+1}}{d^t} < 1 - \frac{\alpha'}{t}.$$

This implies by the Raabe test that $\sum_{t=1}^{\infty} d^t$ converges. (The Raabe test states the following: assume $|c_n/c_{n+1}| \rightarrow 1$ and $n(|c_n/c_{n+1}| - 1) \rightarrow R$. Then $\sum c_n$ converges if $R > 1$ and diverges if $R < 1$.)

Thus we have proved that if player A chooses action 1 all the time, then $\prod p^t > 0$. Thus it follows that there is indeed a positive probability that player A indeed chooses action 1 all the time. Since the same holds for player B the proposition follows. \square

Exercise 6.2. 1. Show that the 'internally chain recurrent set' (as defined in the appendix) corresponding to the differential equations drawn in Figure 28 is as claimed in the caption of that figure.

2. In the previous proof $\frac{d^{t+1}}{d^t}$ does not really converge because the value of $\frac{d^{t+1}}{d^t} = 1 - \frac{a_{1j}}{Ct + a_{1j}}$ where a_{1j} depends on the action at time t . Show that nevertheless $\sum d^t$ converges. (Hint: it is enough to compare d^t with a sequence \tilde{d}^t for which $\frac{\tilde{d}^{t+1}}{\tilde{d}^t} = 1 - \frac{\alpha'}{t}$.)

6.3 The Erev-Roth model

In model (2) we have that $|\theta^t| \leq |\theta^1| + tK$ where K is an upper bound for the utility of all actions. It follows that

$$p_i^t \geq \frac{\theta_i^1}{|\theta^1| + tK} \text{ and therefore } \prod_{t \geq 1} (1 - p_i^t) = 0.$$

(To see this implication, consider the logarithm of the product. We then need to prove $\sum_t \log(1 - p_i^t) \rightarrow -\infty$ and this follows from $\sum_t p_i^t \geq \sum_t \frac{\theta_i^1}{|\theta^1| + tK} = \infty$.) Note that $\prod_{t \geq 1} (1 - p_i^t) = 0$ implies that the probability of never choosing action i is zero,

6.3.1 The underlying differential equation

Following the same approach as in the Arthur model we now get, see Beggs (2005),

$$\begin{aligned} \dot{p}_i &= \frac{p_i}{a(t)} [(Aq)_i - p \cdot Aq] \\ \dot{a} &= -a + p \cdot Aq \\ \dot{q}_j &= \frac{q_j}{b(t)} [(Bp)_j - q \cdot Bp] \\ \dot{b} &= -b + q \cdot Bp \end{aligned} \tag{6.6}$$

Note that this is still quite close to the replicator system, but since a, b are not constant and are distinct there are subtle differences. It turns out that this implies that the solutions almost surely tend to Nash equilibria.

Theorem 6.3. Consider the Erev-Roth learning model in a two-player two strategy game. Then

- if the game has no strict Nash equilibrium and is equivalent to a zero sum game (as in Figure 28 on the right), then the learning algorithm converges to the interior fixed point;
- if there is at least one strict Nash equilibrium then the learning algorithm a.s. converges to the set of strict Nash equilibria. All strict Nash equilibria are attained in the limit with positive probability.

- Exercise 6.3.**
1. Determine the singularities of the adjusted equation (6.6).
 2. Code up a matlab or python and check whether this supports the previous theorem.

6.4 Other reinforcement learning models

Take $u_A^t = a^t \cdot Ab^t$, $\alpha, \vartheta \in (0, 1)$. Update rule score vector Q^t :

1. Memory loss learning model:

$$Q^{t+1} = Q^t + \alpha (u_A^t a^t - \vartheta Q^t).$$

2. Q learning with a single state:

$$Q^{t+1} = Q^t + \alpha \cdot \left(u_A^t + \gamma \max_j Q_j^t - Q^t \cdot a^t \right) a^t$$

Note that here only the component i for which $a^t = e_i$ is updated. Remark: this originates from the theory of Markov Decision Processes / Bandit problem in a random environment with stationary distribution (See Appendix)A6:

fixed point \iff solution of Bellman eqn.

Here γ = discount factor on future earnings. In our setting γ makes little sense, so take $\gamma = 0$.

6.5 Various ways of choosing actions

Given vector Q (i.e. Θ^t or Q^t) how to choose action $a(t)$?

- **proportional to Q^t :** if all coordinates of Q^t are positive, one can choose as before

$$p(t) = Q^t / |Q^t|.$$

- **ϵ -greedy choice:** according to the probability vector

$$p(Q) = (1 - \epsilon) \mathcal{B}R_I(Q) + \epsilon(1/n, \dots, 1/n)$$

Note that $\mathcal{B}R_I(Q)$ is the unit vector corresponding to the largest component of Q (plus tie rule).

- **softmax:** according to the probability vector

$$\text{softmax}_T(Q) = \frac{1}{\sum_i \exp(Q_i/T)} (\exp(Q_1/T), \dots, \exp(Q_n/T)).$$

- $T = \infty$: uniform distribution $(1/n, \dots, 1/n)$ and
- $T \downarrow 0$ then this puts full weight on the largest component of Q .

6.6 Q-Learning with softmax

This learning process was pioneered by Sutton & Barto (1998) and prior to that Watkins & Dayan (1992). In this approach one additionally allows for the existence of distinct states. For example, these states could model which room in a house you are in. The actions are then according which door you exit a room. (Think of computer games.)

Suppose that you have a number of states $s \in S$ and a number of actions $a \in A$. You try to calculate the expected value of playing action i when in state s . In Q-learning you update each $Q(s, a)$, which should be understood as an estimate for the future value of the combination (s, a) , as follows. Suppose you are in state s , and moved to state s' and played action i then, taking $\alpha \in (0, 1)$ and $\gamma \in (0, 1)$ the update from time t to time $t + h$ is taken to be

$$Q^{t+h}(s) = Q^t(s) + \alpha h \cdot \left(u_A^t + \gamma \max_j Q_j^t(s) - Q^t(s) \cdot a(t) \right) a(t) \quad (6.7)$$

So only the component of Q^{t+h} which you play at time t is updated. This updating rule is called *Q-learning*. Often α is called the *learning rate*, and γ the *discount factor*. The term $\max_j Q_j(s', t)$ should be understood as an estimate for the optimal future value of being in state s' . In these lecture notes we will assume that we are in a one-state situation, so that we can ignore s , and then (6.7) becomes

$$Q^{t+h} = Q^t + \alpha h \cdot \left(u_A^t + \gamma \max_j Q_j(t) - Q^t \cdot a(t) \right) a(t) \quad (6.8)$$

In this subsection we will consider a related model, called *frequency adjusted Q-learning*:

$$Q^{t+h} = Q^t + \alpha h \left(r^t + \gamma \max_j Q_j^t - Q^t \right) \quad (6.9)$$

while choosing actions according to the softmax vector $x(t) = (x_1(t), \dots, x_n(t))$

$$x_i(t) = \frac{e^{\tau Q_i^t}}{\sum_j e^{\tau Q_j^t}}, i = 1, \dots, n. \quad (6.10)$$

Here r^t is the conditional expected payoff vector where r_i^t is the payoff you would receive if you chose action i given all the information that is currently available about the other player. Note that in (6.9) you also hypothetically consider *all* actions and adjust Q at each time according to the payoff you expect from these actions.

Of course one may take $h = 1$ in the updating rule (6.9) but here we will show that when $h > 0$ tends to 0 you get a differential equation which is closely related to the replicator system. Indeed,

$$\frac{x_i(t+h)}{x_i(t)} = \frac{e^{\tau Q_i^{t+h}} \sum_j e^{\tau Q_j^t}}{e^{\tau Q_i^t} \sum_j e^{\tau Q_j^{t+h}}} = \frac{e^{\tau \Delta Q_i^t}}{\sum_j x_j(t) e^{\tau \Delta Q_j^t}}$$

where $\Delta Q_i^t = Q_i^{t+h} - Q_i^t$. So

$$x_i(t+h) - x_i(t) = x_i(t) \left(\frac{e^{\tau \Delta Q_i^t} - \sum_j x_j(t) e^{\tau \Delta Q_j^t}}{\sum_j x_j(t) e^{\tau \Delta Q_j^t}} \right).$$

Let's now derive a continuous version of this, so let $h \rightarrow 0$. Firstly, $\sum_j x_j(t) = 1$ as x is a probability vector and $e^{\tau \Delta Q_k(t)} \rightarrow 1$ as $h \rightarrow 0$. This implies that the denominator of the previous expression tends to 1 as $h \rightarrow 0$. So

$$\lim_{h \rightarrow 0} \frac{x_i(t+h) - x_i(t)}{h} = x_i(t) \lim_{h \rightarrow 0} \left(\frac{e^{\tau \Delta Q_i^t} - \sum_j x_j(t) e^{\tau \Delta Q_j^t}}{h} \right).$$

Using $e^x = 1 + x + O(x^2)$ and $\sum x_j = 1$ this gives

$$\frac{dx_i}{dt} = x_i \tau \left(\frac{dQ_i}{dt} - \sum_j \frac{dQ_j}{dt} x_j \right). \quad (6.11)$$

We obtain an expression for $\frac{dQ_i}{dt}$ from the updating rule for Q (where we assume we use the frequency adjusted Q-learning model):

$$Q_i^{t+h} = Q_i^t + \alpha h \left(r_i(t) + \gamma \max_j Q_j^t - Q_i^t \right)$$

which gives

$$\frac{dQ_i}{dt} = \alpha \left(r_i + \gamma \max_j Q_j - Q_i \right).$$

Since $\sum x_j = 1$, substituting this in the equation (6.11) for $\frac{dx_i}{dt}$ the term with γ drops out and we obtain

$$\begin{aligned} \frac{dx_i}{dt} &= x_i \tau \alpha \left(r_i - Q_i - \sum x_j r_j + \sum_j Q_j x_j \right) = \\ &= x_i \tau \alpha \left(r_i - \sum x_j r_j + \sum_j ((Q_j - Q_i) x_j) \right) \end{aligned}$$

Notice that $\frac{x_j}{x_i} = \frac{e^{\tau Q_j}}{e^{\tau Q_i}}$ and so $\sum_j x_j \log(x_j/x_i) = \tau \sum_j x_j (Q_j - Q_i)$. Thus we get

$$\frac{dx_i}{dt} = x_i \tau \alpha \left(r_i - \sum x_j r_j + (1/\tau) \sum_j x_j \log(x_j/x_i) \right).$$

If the pay-off matrices of player I and II are A and B then, since r_i is the payoff that you would obtain from choosing action i and the other player is expected to play actions according to her vector y , the above expression gives

$$\begin{aligned} \frac{dx_i}{dt} &= x_i \tau \alpha \left((Ay)_i - x \cdot Ay + (1/\tau) \sum_j x_j \log(x_j/x_i) \right) \\ \frac{dy_i}{dt} &= y_i \tau \alpha \left((Bx)_i - y \cdot Bx + (1/\tau) \sum_j y_j \log(y_j/y_i) \right) \end{aligned} \quad (6.12)$$

Note that $\sum_i \frac{dx_i}{dt} = 0$ because $\sum_i x_i (Ay)_i = x \cdot Ay$ and because

$$\sum_i \sum_j x_i x_j (\log(x_j/x_i)) = 0$$

since $x_i x_j \log(x_j/x_i) + x_j x_i \log(x_i/x_j) = 0$. Of course (6.12) can also be written as

$$\begin{aligned} \frac{dx_i}{dt} &= x_i \tau \alpha \left((Ay)_i - x \cdot Ay + (1/\tau) \left[-\log x_i + \sum_j x_j \log x_j \right] \right) \\ \frac{dy_i}{dt} &= y_i \tau \alpha \left((Bx)_i - y \cdot Bx + (1/\tau) \left[-\log y_i + \sum_j y_j \log y_j \right] \right) \end{aligned} \quad (6.13)$$

Notice that when $\alpha = 1/\tau \rightarrow 0$ then (6.13) converges to the usual replicator dynamics.

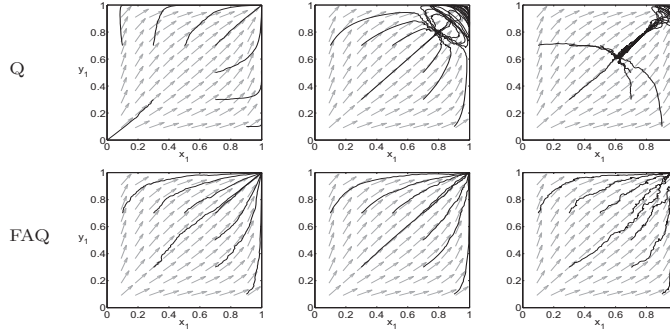
Exercise 6.4. 1. Consider the following games:

$$\text{prisoner dilemma : } \begin{pmatrix} (1, 1) & (5, 0) \\ (0, 5) & (3, 3) \end{pmatrix} \quad \text{battle of the sexes : } \begin{pmatrix} (2, 1) & (0, 0) \\ (0, 0) & (1, 2) \end{pmatrix}$$

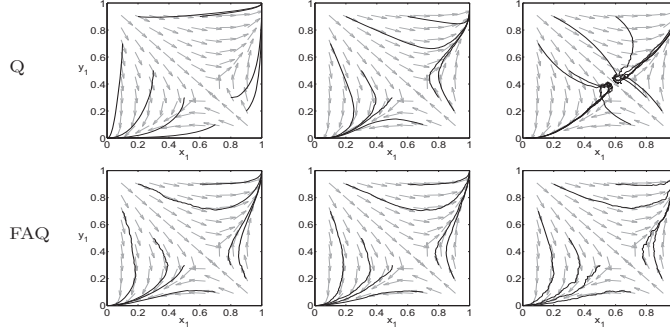
$$\text{matching pennies: } \begin{pmatrix} (1, -1) & (-1, 1) \\ (-1, 1) & (1, -1) \end{pmatrix}$$

In this section we have seen three ways in which players could learn to play these games, namely (6.8), (6.9) and (6.13) where in the first two the vectors $x(t), y(t)$ are determined by the vectors $Q^A(t), Q^B(t)$ through equation (6.10). The solutions are two of these learning algorithms are drawn on the next page. Can you replicate these figures through a simulation in matlab or python? (The figures labeled "FAQ" are associated to yet another learning algorithm.)

Prisoners' Dilemma



Battle of Sexes



Matching Pennies

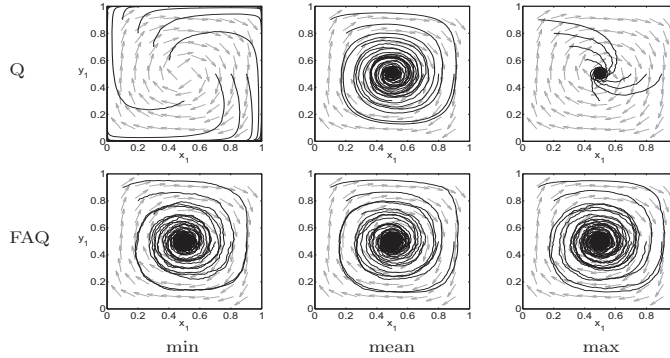


Figure 4: Comparison of Q-learning to FAQ-learning with various Q-value initializations in the Prisoners' Dilemma, the Battle of Sexes and Matching Pennies. The Q-values are initialized centered at the minimum (left), mean (center) and maximum (right) possible Q-value given the reward space of the game.

6.7 So what is the message?

Learning theory is a very hot topic right now. Much of the more practical work is about finding suitable coefficients which 'work'. This is not so surprising in view of the theoretical results given before.

The dynamics of the learning models we have considered in this section are all somewhat related to the replicator dynamics. We also have seen that replicator dynamics in 3×3 games can have chaotic dynamics. This suggests that one should not expect convergence within learning algorithms in a setting where two players compete. This is the topic for ongoing research.

6.8 Some computer experiments: what if the opponent has a different strategy?

Consider the following game: $\begin{pmatrix} 2, 1 & 1, 2 \\ 1, 2 & 2, 1 \end{pmatrix}$.

Suppose the 2nd player uses

1. fictitious play;
2. takes a (myopic) best response to player 1's current action;
3. plays the minmax strategy.

Then player 1's average payoff converges rapidly to 1.5. Indeed, Beggs [2005] did some computer simulations. Against each opponent the ER rule was run 100 times in a run of length 10,000, with initial reinforcements (1,1.5).

The mean average payoff was

1. 1.48 st.dev. 0.04
2. 1.49 st.dev. 0.01
3. 1.5 st.dev. 0.003

7 No regret learning

In this chapter we will discuss a different class of learning algorithms, namely ‘no regret matching’ or ‘regret minimisation’ algorithms. These turn out to learn ‘learn’ something similar to the (NE), namely the correlated equilibrium (CE) of a bimatrix game. To put this in context, we have the set of Nash equilibria (NE), the correlated equilibria (CE) and the coarse correlated equilibria (CCE). These sets are related as follows:

$$NE \subset CE \subset CCE.$$

We saw that the best response dynamics converges to the CCE set.

7.1 The correlated equilibrium (CE) set

Let us first give the definition of the the CE set. Assume that A has m actions and player B has n actions. We say that the matrix (p_{ij}) , $i = 1, \dots, m$ and $j = 1, \dots, n$ is a probability distribution if all its entries are ≥ 0 and $\sum_{ij} p_{ij} = 1$. A joint distribution (p_{ij}) is a *correlated equilibrium (CE)* for the bimatrix game (A, B) if

$$\sum_k a_{i'k} p_{ik} \leq \sum_k a_{ik} p_{ik} \quad \text{and} \quad \sum_l b_{lj'} p_{lj} \leq \sum_l b_{lj} p_{lj} \quad (7.1)$$

for all i, i' and j, j' . Note the similarity with the definition of the CCE set defined in Subsection 5.2 where there was double summation.

This means that if you consider p_{ij} as the proportion of time up to time t that action i, j was chosen, then $t(\sum_k a_{ik} p_{ik})$ is the payoff up to time t resulting from action i . The first inequality above means that player A would not have been better off by switching action i to action i' . The 2nd inequality means that the same holds for player B .

Often the notion of CE is motivated by introducing a *trusted intermediary* into the game, who will instruct both players to pick a joint action chosen randomly according to a probability distribution (p_{ij}) . This distribution (p_{ij}) is a CE if no player has an incentive to deviate from the intermediary’s instructions.

Note that a Nash equilibrium corresponds to the special case where (p_{ij}) is a product distribution, so corresponds to the situation that there are two probability vectors p^*, q^* and that $p_{ij} = p_i^* \cdot q_j^*$, see the exercise below.

It turns out that if both players follow the *no-regret algorithm* which we will discuss in this chapter then the corresponding joint probabilities converge to the *CE* set. Moreover, if one player plays against nature (or perhaps against the stock-market) and will use this algorithm, then they will have ‘no regret’.

Exercise 7.1. 1. Show that if (p, q) is a NE then the matrix $p_{ij} = p_i q_j$ is in the CE set.

2. Consider the

$$\text{battle of the sexes game: } \begin{pmatrix} (2, 1) & (0, 0) \\ (0, 0) & (1, 2) \end{pmatrix}$$

where the first action corresponds to watching Tennis and the 2nd one to watching Football. Show that there are two pure NE’s for this game, namely (T, T) (with rewards $(2, 1)$) and (F, F) (with rewards $(1, 2)$) and one mixed NE corresponding to

probabilities of $p^A = (2/3, 1/3)$ and $p^B = (1/3, 2/3)$ for the two players (with reward $(2/3, 2/3)$). Show that (7.1) corresponds to

$$2p_{21} \leq p_{22}, \quad p_{12} \leq 2p_{11}, \quad 2p_{21} \leq p_{11}, \quad p_{12} \leq 2p_{22}.$$

and therefore to

$$p_{21} \leq (1/2) \min(p_{11}, p_{22}), \quad p_{12} \leq 2 \min(p_{11}, p_{22}).$$

Is the set CE finite? In particular, the probability distribution $\begin{pmatrix} 1/2 & 0 \\ 0 & 1/2 \end{pmatrix}$ is in the CE of this game. Show that the expected payoff of the joint distribution $\begin{pmatrix} 1/2 & 0 \\ 0 & 1/2 \end{pmatrix}$ is $(3/2, 3/2)$ which obviously outperforms the payoff of the mixed NE for *both players*. Which joint distributions in the CE set have the ‘highest’ expected payoff (in the sense that is Pareto optimal: if one player would do better, then the other would do worse)? Show that amongst the probability distributions $\begin{pmatrix} 2/9 + \epsilon_1 & 4/9 + \epsilon_2 \\ 1/9 + \epsilon_3 & 2/9 + \epsilon_4 \end{pmatrix}$ with $\epsilon_i \approx 0$ the one corresponding to the NE gives the worst pay off for both players. Explain the role of the trusted intermediary to explain the notion of CE in this setting.

3. Consider the

$$\text{game of chicken: } \begin{pmatrix} (6, 6) & (2, 7) \\ (7, 2) & (0, 0) \end{pmatrix}.$$

where the first action is to Chicken out and the 2nd action to Dare. What are the NE of this game? Show that the CE inequalities amount to

$$7p_{11} + 0p_{12} \leq 6p_{11} + 2p_{12}, \quad 6p_{21} + 2p_{22} \leq 7p_{21} + 0p_{22}$$

$$7p_{11} + 0p_{21} \leq 6p_{11} + 2p_{21}, \quad 6p_{12} + 2p_{22} \leq 7p_{12} + 0p_{22}$$

Show that the probability distribution $\begin{pmatrix} 1/3 & 1/3 \\ 1/3 & 0 \end{pmatrix}$ is in the CE of this game. Explain what your role and that of the role of the trusted intermediary is in this game: what happens to the action (D, D) ? Determine the NE of the game, and show that the payoff for $\begin{pmatrix} 1/3 & 1/3 \\ 1/3 & 0 \end{pmatrix}$ improves on playing the NE.

7.2 Hart and Mas-Colell’s regret matching algorithm

Suppose that the two players have played actions x^i, y^i for time $i = 1, \dots, t$. Let $\text{SWAP}_A^i(j, k)$ and $\text{SWAP}_B^i(j, k)$ be the payoff at time i which the player would get if they chose action k each time when in fact they played j , assuming that the other player had not changed their action. More precisely, for $i = 1, 2, \dots, t$, define

$$\text{SWAP}_A^i(j, k) = \begin{cases} e_k \cdot Ay^i & \text{if } x^i = e_j \\ x^i \cdot Ay^i & \text{if } x^i \neq e_j \end{cases}$$

and similarly for SWAP_B . So this gives the payoff A would have received at time i , assuming player B would have done the same, if only they had played k whenever they actually played

j . Note that if $j = k$ then $\text{SWAP}_A^i(j, k) = x^i \cdot Ay^i$.

Then define

$$\text{DIFF}_A^t(j, k) = \frac{1}{t} \left(\sum_{i=1}^t [\text{SWAP}_A^i(j, k) - x^i \cdot Ay^i] \right).$$

So this is what player A would have gained (or lost) on average up to time t had they played action k whenever they actually played j . Now define

$$\text{REGRET}_A^t(j, k) = \max(\text{DIFF}_A^t(j, k), 0).$$

Let j^* be the action of player A at time t and let the vector p^{t+1} be defined by

$$\begin{aligned} p_j^{t+1} &= \frac{1}{\mu} \text{REGRET}_A^t(j^*, j) \quad \text{for all } j \neq j^* \\ p_{j^*}^{t+1} &= 1 - \sum_{j \neq j^*} p_j^{t+1} \quad \text{when } j = j^* \end{aligned}$$

Here μ is chosen so large that the above vector is a probability vector. This means that the probability of switching to a different strategy is proportional to their regrets relative to the current strategy. For player B define similarly REGRET_B^t and q^{t+1} .

Theorem 7.1 (Hart and Mas-Colell). Provided we fix μ sufficiently large, if player A follows this algorithm then almost surely $\text{REGRET}_A^t(j, k) \rightarrow 0$ as $t \rightarrow \infty$.

What this means is that if player A chooses the actions $x^1, \dots, x^t \in \{e_1, \dots, e_n\}$ (where n is the number of actions of player A) according to the probability p^1, \dots, p^t then for each $\epsilon > 0$

$$\mathbb{P}_t(\{(x^1, \dots, x^t) \in \{e_1, \dots, e_n\}^t; \text{REGRET}_A^t(j, k) \geq \epsilon\})$$

goes to zero as $t \rightarrow \infty$. Here \mathbb{P}_t is the measure on $\{e_1, \dots, e_n\}^t$ defined by (p^1, \dots, p^t) .

Moreover,

Theorem 7.2 (Hart and Mas-Colell). Provided we fix μ sufficiently large, if both players follow this algorithm then almost surely the resulting frequency of (joint) actions up to time t tends to the CE set as $t \rightarrow \infty$.

Foster-Fohra and Fudenberg-Levine have related results.

We will not explain the proofs of these theorems, but prove a result quite similar to Theorem 7.1. To do this we will revisit zero-sum games, vector values payoff functions and the Blackwell approachability theorem.

Exercise 7.2. 1. Let us assume that you are involved in a

$$\text{battle of the sexes game: } \begin{pmatrix} (2, 1) & (0, 0) \\ (0, 0) & (1, 2) \end{pmatrix}$$

with actions: watching Football resp. Tennis. If at time i the 2nd player chooses F , i.e. $y^i = F$, then

$$[\text{SWAP}_A^i(j, k) - x^i \cdot Ay^i] = \begin{cases} 0 & \text{if } j = k \\ -2 & \text{if } j = F, k = T \\ 2 & \text{if } j = T, k = F \end{cases}$$

whereas if $y^i = T$ then

$$[\text{SWAP}_A^i(j, k) - x^i \cdot Ay^i] = \begin{cases} 0 & \text{if } j = k \\ 1 & \text{if } j = F, k = T \\ -1 & \text{if } j = T, k = F. \end{cases}$$

So

$$\text{DIFF}_A^t(j, k) = \begin{cases} 0 & \text{if } j = k \\ -2f_B^t(F) + f_B^t(T) & \text{if } j = F, k = T \\ 2f_B^t(F) - f_B^t(T) & \text{if } j = T, k = F. \end{cases}$$

where

$$f_B^t(j) = \#\{1 \leq i \leq t; y^i = j\}/t \text{ for } j \in \{F, T\}$$

and

$$\text{REGRET}_A^t(j, k) = \max(\text{DIFF}_A^t(j, k), 0)$$

For simplicity write

$$f^t = f_B^t(T) \text{ so that } f_B^t(F) = 1 - f^t.$$

So

$$\text{REGRET}_A^t(j, k) = \begin{cases} 0 & \text{if } j = k \\ \max(3f^t - 2, 0) & \text{if } j = F, k = T \\ \max(2 - 3f^t, 0) & \text{if } j = T, k = F. \end{cases}$$

In Figure 30 these functions are drawn. Show what the intersection $f^t = 2/3$ of these graphs has to do with the matrices of the two players. Explain why $|f^{t+1} - f^t| \leq \frac{1}{t}$. Suppose player B chooses action T on the prime number times and F on other times. What would player A do? Alternatively suppose player B picks some sequence $n_{i+1} \geq n_i^2$ and plays F resp. T for times $e^{n_i}, \dots, e^{n_{i+1}-1}$ when i is even resp. odd. Note that then

$$\frac{e^{n_{i+1}} - e^{n_i}}{e^{n_i}} \rightarrow \infty.$$

What would player A do? Is the pay-off matrix of player B relevant for the above discussion?

7.3 Min-max solutions and zero-sum games

Before going into no regret learning it is good to state a well-known fact which is related to zero-sum games.

Theorem 7.3. For any matrix A one has

$$v_A := \max_x \min_y x \cdot Ay = \min_y \max_x x \cdot Ay := v_B. \quad (7.2)$$

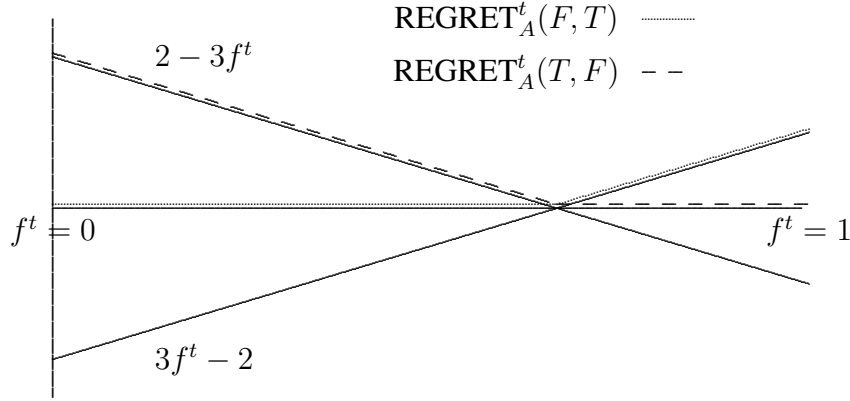


Figure 30: The graphs of $\text{REGRET}_A^t(T, F)$ and $\text{REGRET}_A^t(F, T)$ as a function of f^t . If $f^t > 2/3$ then you'd choose T to have no regret and if $f^t < 2/3$ then you'd choose F in order to have no regret. If f^t changes over time, you'd adjust your play accordingly.

If x^*, y^* are so that $\min_y x^* \cdot Ay = v = \max_x x \cdot Ay^*$ then (x^*, y^*) is a NE w.r.t. the two-player game with matrices A, B where $B = -A$.

Of course the value y for which $\min_y x \cdot Ay$ attains its minimum depends on x , so (7.2) could also be written as $\max_x \min_{y(x)} x \cdot Ay = \min_y \max_{x(y)} x \cdot Ay$.

Remark 2. Consider two zero-sum players Alice and Bob with payoff $x \cdot Ay$ and $x \cdot By$ where $B = -A$. Then no matter what Bob does, Alice will get payoff v^A provided she plays

$$x^* \in \arg \max_x \min_y x \cdot Ay.$$

Similarly, Bob will get a payoff of at least $-v^B = -v^A$ proved he plays

$$y^* \in \arg \min_y \max_x x \cdot Ay = \arg \max_y \min_x x \cdot By.$$

$v_A = v_B = x^* \cdot A \cdot y^*$ is called the *value* of the zero-sum game. In view of (7.2) the pair (x^*, y^*) is also called a *minimax value*.

Proof. In the proof of this theorem we will assume the existence of a Nash equilibrium (x^*, y^*) of the game (A, B) where $B = -A$. In fact, as the proof below will show, (7.2) is equivalent to the existence of a Nash equilibrium (x^*, y^*) for zero-sum games.

To prove the $v^A \leq v^B$ inequality in (7.2) notice that $\min_y x \cdot Ay \leq x \cdot Ay \leq \max_x x \cdot Ay$ for all x, y . Hence we have $\min_y x \cdot Ay \leq \min_y \max_x x \cdot Ay = v_B$. To prove the opposite inequality, let (x^*, y^*) be a Nash equilibrium of the zero-sum game (A, B) where $B = -A$ (and where we use the 2nd notation). This means $x^* \in BR_A(y^*)$ and $y^* \in BR_B(x^*)$. This is equivalent to the requirement that for all x, y

$$x \cdot Ay^* \leq x^* \cdot Ay^* \text{ and } x^* \cdot Ay^* \leq x^* \cdot Ay. \quad (7.3)$$

(Note that $B = -A$ and hence the 2nd inequality is \leq). The previous two inequalities are equivalent to

$$\max_x x \cdot Ay^* = x^* \cdot Ay^* = \min_y x^* \cdot Ay.$$

It follows that we also have the inequality

$$v_B := \min_y \max_x x \cdot Ay \leq \max_x x \cdot Ay^* = x^* \cdot Ay^*$$

$$= \min_y x^* \cdot Ay \leq \max_x \min_y x \cdot Ay := v_A.$$

This proves the first assertion of the theorem.

In fact, (7.2) implies that there exists a Nash equilibrium. Indeed, take x^*, y^* so that $\min_y x^* \cdot Ay = v = \max_x x \cdot Ay^*$. Let us show that (x^*, y^*) is a NE w.r.t. A, B . Indeed for all x, y ,

$$x^* \cdot Ay \geq \min_y x^* \cdot Ay = v \text{ and } x \cdot Ay^* \leq \max_x x \cdot Ay^* = v$$

Substituting for x^*, y^* for x, y it follows that $v = x^* \cdot Ay^*$ and

$$x^* \cdot Ay \geq x^* \cdot Ay^* \geq x \cdot Ay^*.$$

and hence the conditions (7.3) for NE are satisfied. □

Exercise 7.3. 1. Let us consider the following zero-sum game

$$\begin{pmatrix} (4, -4) & (-2, 2) \\ (-5, 5) & (6, -6) \end{pmatrix}$$

Let us see how to solve compute the NE in this case from the minimax point of view. Let Alice choose a randomized action $(p, 1 - p)$. Then her payoff is $4p - 5(1 - p) = 9p - 5$ if Bob plays the first action and $-2p + 6(1 - p) = 6 - 8p$ if plays chooses the 2nd action. Draw these two lines, and explain why Alice may want to choose $p = 11/17$ corresponding to intersection points of these lines. Similarly, discuss what value Bob will choose for q in his randomized action $(q, 1 - q)$.

2. Consider the zero game corresponding to the matrix

$$A = \begin{pmatrix} 4 & 1 & -4 \\ 3 & 2 & 5 \\ 0 & 1 & 7 \end{pmatrix}$$

The coefficient $a_{2,2}$ in this game is called a *saddle-point* of the game, because it is largest in its column and the smallest in its row. Explain why this means that the pure action $(2, 2)$ is a NE of the two-player game. Show that it is enough to determine the minima in each row and the maxima in each column, as in

$$A = \begin{pmatrix} -4 | 4 & 1 & -4 \\ 2 | 3 & 2 & 5 \\ 0 | 0 & 1 & 7 \\ \hline & \bar{4} & \bar{2} & \bar{7} \end{pmatrix}$$

and to see whether some value in the new column agrees somewhere with a value in the new row. Note that this approach ONLY works for zero-sum games and their pure NE's. Many zero-sum games do not have a pure NE.

7.4 Another way of thinking of the minmax theorem

Let A be some function of the form $A: \Delta \times \Delta \rightarrow \mathbb{R}$. Then

$$\max_q \min_p A(p, q) = \min_p \max_q A(p, q) \tag{7.4}$$

holds iff and only if the following two statements are equivalent for each v :

- i. $\exists p \forall q$ s.t. $A(p, q) \leq v$,
- ii. $\forall q \exists p$ s.t. $A(p, q) \leq v$.

Note that (7.4) is not the way the minmax statement was formulated in (7.2) if we take $A(p, q) = p \cdot Aq$ where A is a matrix. Indeed, in the previous section it was proved that

$$v_A := \max_x \min_y x \cdot Ay \stackrel{*}{=} \min_y \max_x x \cdot Ay := v_B$$

and so it first sight it seems that the p, q in (7.4) are the wrong way around. However, if we define $A(p, q) = q \cdot A^{tr}p$ then (7.4) holds. Nevertheless (7.4). Indeed, $p \cdot Aq = q \cdot A^{tr}p$ and so if we take $p = y$ and $q = x$ in the above displayed formula (and apply this to A^{tr} rather than to A) then

$$\begin{aligned} \max_q \min_p A(p, q) &= \max_q \min_p p \cdot Aq = \max_q \min_p q \cdot A^{tr}p \stackrel{*}{=} \min_p \max_q q \cdot A^{tr}p = \\ &= \min_p \max_q p \cdot Aq = \min_p \max_q A(p, q). \end{aligned}$$

- Exercise 7.4.**
1. Show the ‘if and only if’ statement in the above paragraph.
 2. Take $\Delta = [0, 1]$ and let the function $A: \Delta \times \Delta \rightarrow \mathbb{R}$ be defined by $A(p, q) = pq$. Show that $\max_q \min_p A(p, q) = \min_p \max_q A(p, q) = v = 0$. Show that i) and ii) both hold if $v \geq 0$ and both fail if $v < 0$.
 3. Now take $A(p, q) = p + q$ when $p + q \leq 1$ and $A(p, q) = 2 - (p + q)$ otherwise. Show that $\max_q \min_p A(p, q) \neq \min_p \max_q A(p, q)$. (Hint: $\min_p A(p, q) = \min(q, 1 - q)$ and $\max_q A(p, q) = 1$.) This shows that minimax theorem does not hold for arbitrary functions $A(p, q)$. However, some convexity/concavity assumptions on the function A are required (Sion’s theorem).

7.5 A vector valued payoff game

The minimax theorem theorem states that if we take $S = \{v : v \geq v^A\}$ where v^A is chosen so that for each y there exists x so that $x \cdot Ay \in S$ then there exists a x^* so that $x^* \cdot Ay \in S$ for all y . So x^* is the silver bullet that deals with all responses!

Suppose player A receives an expected payoff *vector* (rather than a payoff number) depending on the mixed action p and q . So let $A(p, q) \in \mathbb{R}^k$ where we might assume that $A(p, q) = \sum_{i=1}^n \sum_{j=1}^m p_i A_{ij} q_j$ and where $A_{ij} \in \mathbb{R}^k$. Is there an analogue of the minimax theorem?

The Blackwell approachability theorem, which we will next discuss, shows that one approach such a convex set C in the sense of taking averages over longer and longer time iterates.

Example 7.1. Perhaps one way of writing such a map A would be as a matrix with vector entries:

$$A(p, q) = p \cdot \left(\begin{pmatrix} 1 \\ 2 \\ 1 \\ 2 \end{pmatrix} \quad \begin{pmatrix} 1 \\ 3 \\ 1 \\ 5 \end{pmatrix} \right) q$$

which of course is not well-defined. However, we can interpret this as

$$\left(\begin{array}{c} p \cdot \begin{pmatrix} 1 & 1 \\ 1 & 1 \end{pmatrix} q \\ p \cdot \begin{pmatrix} 2 & 3 \\ 2 & 5 \end{pmatrix} q \end{array} \right) \in \mathbb{R}^2$$

- Exercise 7.5.** 1. Assume that $A(p, q): \Delta \times \Delta \rightarrow \mathbb{R}^k$ is a function and \mathcal{C} is a convex subset of \mathbb{R}^k with the property that for each q there exists p so that $A(p, q) \in \mathcal{C}$. Does this imply that there exists p so that $A(p, q) \in \mathcal{C}$ for all q ? (Hint: the answer is: NO if $k \geq 2$!)
2. Let us now assume that in the previous question $k = 1$. So assume that $A(p, q): \Delta \times \Delta \rightarrow \mathbb{R}$, where $\Delta = [0, 1]$, and assume A is of the form $A(p, q) = pq$. Assume that $\mathcal{C} \subset \mathbb{R}$ is convex set is so that each q there exists p so that $A(p, q) \in \mathcal{C}$. Show that this implies that there exists p so that $A(p, q) \in \mathcal{C}$ for all q ? (Hint: the convex set \mathcal{C} is an interval. What properties does this interval need to have for the assumption to be satisfied. This is related to the previous subsection.)

7.6 Blackwell approachability theorem

Assume that player A decides to play actions according to some probability vectors p^t , $t = 1, \dots$ and his adversary plays according to q^t , $t = 1, 2, \dots$. Now assume that the player receives an expected payoff vector (rather than a payoff number). Denote this payoff $A(p^t, q^t) \in \mathbb{R}^k$ and let

$$a_t = (1/t) \sum_{i=1}^t A(p^i, q^i) \in \mathbb{R}^k.$$

It will be useful to realise that

$$a_t = \frac{t-1}{t} a_{t-1} + \frac{1}{t} A(p^t, q^t).$$

The theorem we will now discuss gives some conditions for payoff vectors to be achieved asymptotically. In this theorem the following scenario is considered:

1. player A chooses an action x^t according to probability p^t
2. player B then subsequently chooses an action according to some probability q^t but without knowing the action x^t .

For simplicity we will assume that the players, in fact, play the mixed action p^t and q^t .

We say that a convex set $\mathcal{C} \subset \mathbb{R}^k$ is *approachable* for the vector payoff A if for each t and all probabilities $\{p^i, q^i\}_{i=1}^{t-1}$ there exists a choice p^t so that for *each* choice of q^t (which player A does not know before choosing p^t), the vectors a_t converge to \mathcal{C} as $t \rightarrow \infty$ (in the Euclidean norm). Blackwell's Approachability Theorem gives a necessary and sufficient condition for $\mathcal{C} \subset \mathbb{R}^k$ to be approachable. In the setting of this theorem it will turn out that p^t only depends on \mathcal{C} , a^{t-1} and $A(p^{t-1}, q^{t-1})$.

Here we will always assume that $A(p, q)$ can be written as

$$A(p, q) = \sum_{i=1}^n \sum_{j=1}^m p_i A_{ij} q_j$$

but where A_{ij} is a vector.

Theorem 7.4 (Blackwall's Approachability). For any closed convex set \mathcal{C} the following are equivalent.

1. \mathcal{C} is approachable for the vector payoff A ;
2. for each q there exists p so that $A(p, q) \in \mathcal{C}$;
3. every half space containing \mathcal{C} is approachable.

Proof. (2) \implies (3) Consider a half-space $H = \{a \in \mathbb{R}^k; n \cdot a \leq v\}$ which contains \mathcal{C} where n is the normal vector to the half-plane H .

$$\begin{aligned} \forall q \exists p \text{ with } A(p, q) \in \mathcal{C} &\implies \forall q \exists p \text{ with } n \cdot A(p, q) \leq v \implies \\ \exists p \forall q \text{ with } n \cdot A(p, q) \leq v &\implies H \text{ is approachable} \end{aligned}$$

Here the exchange of $\forall q \exists p$ to $\exists p \forall q$ follows since the minmax theorem holds for $(p, q) \rightarrow n \cdot A(p, q)$ (because $n \cdot A(p, q) = p \cdot \tilde{A}q$ for some matrix \tilde{A}) and in the conclusion one chooses the $p^t = p$ where p is from the last line.

(3) \implies (2) Since *each* half-space $H \supset \mathcal{C}$ is approachable, there exists for each such half-space H and for each q some p with $A(p, q) \in H$ (to see this, take $q^t = q$ for all t). Since this holds for each such half-space we also have $\forall q \exists p$ with $A(p, q) \in \mathcal{C}$.

(1) \implies (3) trivially follows from $\mathcal{C} \subset H$.

(3) \implies (1) is the most interesting part of the proof. Let $\pi(a_t)$ be the closest point in \mathcal{C} to a_t , let $n_t = a_t - \pi(a_t)$ and let $v_t = \pi(a_t) \cdot n_t$. Then let H_t be the half-space containing \mathcal{C} through $\pi(a_t)$ orthogonal to n_t . That is, $H_t = \{a; a \cdot n_t \leq v_t\}$. Draw a picture!

Since H_t is a half-plane and since in principle player B could take q^t for all t ,

$$H_t \text{ is approachable} \implies \forall q \exists p \text{ so that } n_t \cdot A(p, q) \leq v_t. \quad (7.5)$$

Note that $n_t \cdot A(p, q)$ is of the form $p \cdot A^t q$ where A^t is a matrix which depends on n_t . Since the minmax theorem holds for A^t , as we saw in Section 7.4, we can exchange the quantifiers in (7.5) and so we get $\exists p \forall q$ so that $n_t \cdot A(p, q) \leq v_t$. Let p^t be this choice. So

$$n_t \cdot A(p^t, q^t) \leq v_t = \pi(a_t) \cdot n_t \quad \text{and therefore} \quad n_t \cdot (A(p^t, q^t) - \pi(a_t)) \leq 0. \quad (7.6)$$

Let us now show that there exists K so that $\|a_t - \pi(a_t)\| \leq K/\sqrt{t}$ for all t and so $a_t \rightarrow \mathcal{C}$ as $t \rightarrow \infty$. To see this, take $\|\cdot\|$ to be the Euclidean norm. Then

$$d(a_{t+1}, \mathcal{C})^2 \leq \|a_{t+1} - \pi(a_t)\|^2 \leq \left\| \frac{t}{t+1} a_t + \frac{1}{t+1} A(p^{t+1}, q^{t+1}) - \pi(a_t) \right\|^2.$$

Using $n_t = a_t - \pi(a_t)$ the last expression is equal to

$$= \left\| \frac{t}{t+1} n_t + \frac{1}{t+1} (A(p^{t+1}, q^{t+1}) - \pi(a_t)) \right\|^2 \leq$$

$$\begin{aligned}
&= \left(\frac{t}{t+1}\right)^2 \|n_t\|^2 + \left(\frac{1}{t+1}\right)^2 \|A(p^{t+1}, q^{t+1}) - \pi(a_t)\|^2 + \\
&\quad + 2\frac{t}{(t+1)^2} (n_t \cdot (A(p^{t+1}, q^{t+1}) - \pi(a_t))) \\
&\leq \left(\frac{t}{t+1}\right)^2 \|n_t\|^2 + \left(\frac{1}{t+1}\right)^2 \|A(p^{t+1}, q^{t+1}) - \pi(a_t)\|^2.
\end{aligned}$$

where we first used the equality $\|u + v\|^2 = \|u\|^2 + \|v\|^2 + 2u \cdot v$ where \cdot stands for the usual inner product and subsequently the inequality (7.6). Since $n_t = d(a_t, \mathcal{C})$ this gives

$$(t+1)^2 d(a_{t+1}, \mathcal{C})^2 \leq t^2 d(a_t, \mathcal{C})^2 + \|A(p^{t+1}, q^{t+1}) - \pi(a_t)\|^2.$$

To simplify the proof, let us assume that the set \mathcal{C} is a compact. Since the values of A are bounded, this gives that the 2nd term in the sum is $\leq \hat{K}$. Using a telescopic sum we get

$$(t+1)^2 d(a_{t+1}, \mathcal{C})^2 \leq d(a_1, \mathcal{C})^2 + \hat{K}(t+1)$$

and so there exists K so that

$$d(a_{t+1}, \mathcal{C}) \leq K/\sqrt{t+1}$$

for all $t = 0, 1, 2, \dots$ □

Exercise 7.6. 1. Draw a diagram which clarifies the previous proof, and shows how the ‘algorithm’ for choosing p^t suggested in step (3) of the proof works in pseudo-code.

2. Assume that

$$a_t = (1/t) \sum_{i=1}^t A(p^i, q^i) \in \mathcal{C}.$$

Explain why it is not possible for player A to guarantee that $a_{t+1} \in \mathcal{C}$. (Hint: use Exercise 7.5.1.)

7.7 Regret minimisation

Let us give an application of the previous Blackwell approachability theorem. Take a real valued payoff $A(p, q)$ of the form $p \cdot Aq$ and consider the vector valued $\hat{A}(p, q) \in \mathbb{R}^n$ with components $A(e_i, q) - A(p, q)$, $i = 1, \dots, n$. So this is the gain or loss if player A would choose the mixed strategy p instead of strategy i .

Now consider the convex region $\mathcal{C} = \{a; a_i \leq 0 \forall i\}$. For each q there exists p so that each of the components of $\hat{A}(p, q) \leq 0$: choose $p = e_{i^*}$ where $i^* = \arg \max_i A(i, q)$. It follows that the 2nd condition of Blackwell’s approachability theorem is satisfied for the set \mathcal{C} . In particular this set is approachable for the payoff \hat{A} , and so given $p^1, q^1, \dots, p^{t-1}, q^{t-1}$ there exists a strategy p^t so that for whatever q^t is one has

$$\left(\frac{1}{t} \sum_{s=1}^t [A(e_i, q^s) - A(p^s, q^s)] \right)_{i=1}^n = (1/t) \sum_{s=1}^t \hat{A}(p^s, q^s) \rightarrow \mathcal{C} \text{ as } t \rightarrow \infty.$$

Hence, for each i ,

$$\limsup_{t \rightarrow \infty} \frac{1}{t} \sum_{s=1}^t [A(e_i, q^s) - A(p^s, q^s)] \leq 0.$$

This means that the regret tends to zero (remember that the regret was the positive part of the previous expression).

To complete the proof we would need to do two things

1. To show that one can also show that swapping one particular action for another one would not lead to regret. In the above proof we only considered the case that one always would play action e_i .
2. Extend the argument to show that playing pure actions (which one usually is required to do) according to the mixed probability vectors still would not lead to regret. This step is based on the fact that mixed strategies gives the expected payoff when picking actions according to this mixed strategy.

We will not elaborate on these additional steps in the proof, because they do not give much additional insight and are a little tedious.

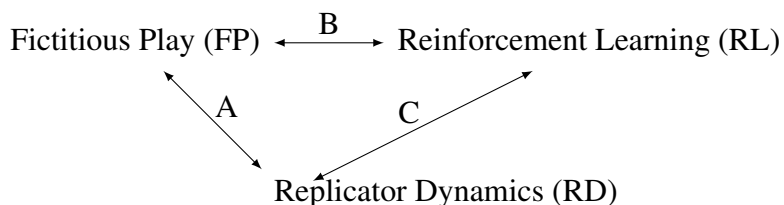
Exercise 7.7. 1. Explain why the above strategy does not work if player B can choose q^t after seeing what player A has done at time t .

8 Conclusion

Let us review what we saw in these lecture notes.

8.1 Relationship between all these learning mechanisms

The learning algorithms described above originate from entirely disjoint communities, but although seemingly quite different they are surprisingly connected:



A The time average of a replicator orbit corresponds to a pseudo-orbit of fictitious play dynamics, see Section 5.5.

Vice versa, if there \exists hyperbolic orbits of FP $\implies \exists$ corresponding orbit in (RD) Castro & SvS - in preparation. In particular, as we know there is chaotic dynamics in FP (SvS & Sparrow), one also can rigorously show that there exists chaotic switching in (RD).

B Reinforcement learning with choosing ϵ -greedy choices is very closely related to the type of dynamics one sees in Best Response dynamics and Fictitious Play. This connection is explored in work by SvS & Winckler - in preparation, see also Wunder, Littman, Babes.

C was known since 90's e.g. Börgers. Revisited by e.g. Sato, Akiyama and Crutchfield and also Tuyls et.al.

On the other hand, at this moment, it seems not so clear what the connections are of these learning algorithms with No-Regret learning. (Best response dynamics converges to the CCE set, whereas the no-regret learning algorithm converges to the somewhat smaller CE set.)

That there are such relationships is a little surprising as the underlying mechanisms and approaches are somewhat different:

- replicator dynamics (RD) encourages 'fitness',
- fictitious play (FP) keeps tracks of the average of the other player's actions and gives a best response to that, whereas
- reinforcement learning (RL) keeps track of past payoff and responds to that.

8.2 Quite often these learning mechanisms lead to complicated dynamics

This is rigorously proved for Best Response dynamics for the family of 3×3 Rock-Paper-Scissor games discussed in Example 4.5 by SvS and Sparrow. This was also shown numerically for the replicator dynamics by Sato, Akiyama and Crutchfield.

Several classes of learning dynamics was considered by Galla & Farmer and they found that for many games these lead to complicated or even chaotic dynamics.

8.3 Complicated dynamics quite often leads to better payoff performance

One might think that any behaviour away from the NE is bad for the players. This is of course not true. One simple instance which shows this in the coordination games in Exercise 7.1.2.

This point of view is taken much further in Ostrovski & SvS where they show that the average payoff for **both** players is very often better if they play (FP) than if they play (NE). It would be interesting to explore whether this is also true for the other learning dynamics considered in these lecture notes (or specifically for the systems considered by Galla & Farmer).

A Appendix

A.1 Existence and uniqueness of solutions of ODE

Let $f: \mathbb{R}^n \rightarrow \mathbb{R}^n$ be a C^1 function.

1. For each $x_0 \in \mathbb{R}^n$ there exists $\epsilon > 0$ so that the initial value problem

$$\dot{x} = f(x), x(0) = x_0 \tag{A.1}$$

has a *unique solution* $x: (-\epsilon, \epsilon) \rightarrow \mathbb{R}^n$ with $x(0) = x_0$.

2. The solution of (A.1) can be extended to a *maximal solution*: there exist $a(x_0) < -\epsilon < \epsilon < b(x_0)$ and a function $(a(x_0), b(x_0)) \ni t \mapsto x(t) \in \mathbb{R}^n$ which satisfies (A.1). The interval $(a(x_0), b(x_0))$ is maximal in the sense that if $|a(x_0)| < \infty$ then $|x(t)| \rightarrow \infty$ as $t \downarrow a(x_0)$ and similarly if $|b(x_0)| < \infty$ then $|x(t)| \rightarrow \infty$ as $t \uparrow b(x_0)$.

A.2 Some further background on ODE's

1. For the purposes of this notes we say that $V: \mathbb{R}^n \rightarrow \mathbb{R}$ is a *Lyapounov function* if

$$\frac{dV(x(t))}{dt} < 0.$$

Often this derivative is denoted by \dot{V} . The fact that $\dot{V} < 0$ implies that V decreases along solutions. Quite often a Lyapounov function are also assumed to achieve a minimum in some point \bar{x} and then this can be used to show that $x(t) \rightarrow \bar{x}$ as $t \rightarrow \infty$.

2. A point \bar{x} is called *Lyapounov stable* if for each $\epsilon > 0$ there exists $\delta > 0$ so that if $|x(0) - \bar{x}| < \delta$ then $|x(t) - \bar{x}| < \epsilon$ for all $t \geq 0$.
3. A point \bar{x} is called *asymptotically stable* if there exists $\delta > 0$ so that if $|x(0) - \bar{x}| < \delta$ then $x(t) \rightarrow \bar{x}$ as $t \rightarrow \infty$.
4. A well-known theorem states the following: Assume that $U \subset \mathbb{R}^n$ is an open set, $\bar{x} \in U$ and $V: U \rightarrow \mathbb{R}$ is a function so that $V(x) > 0$ for all $x \neq \bar{x}$ and $V(\bar{x}) = 0$. Then
 - (a) If $\dot{V} \leq 0$ then \bar{x} is stable.
 - (b) If $\dot{V} < 0$ for $x \in U \setminus \{\bar{x}\}$ then \bar{x} is asymptotically stable.
5. The *omega-limit set* of a point x is defined as follows. Let $x(t)$ be the solution of the ODE with $x(0) = x$. Then

$$\omega(x) := \{y; x(t_k) \rightarrow y \text{ for some sequence } t_k \rightarrow \infty\}.$$

A.3 Stable and unstable manifolds at singularities of vector fields

A point \bar{x} so that $f(\bar{x}) = 0$ is called a *singularity* of the vector field $f: \mathbb{R}^n \rightarrow \mathbb{R}^n$. This singularity is called *hyperbolic* if all eigenvalues of the Jacobian matrix $B = (Df)_{\bar{x}}$ are off the imaginary axis. We then have the following. The sets

$$W^s(\bar{x}) = \{x; \phi_t(x) \rightarrow \bar{x} \text{ as } t \rightarrow \infty\}$$

$$W^u(\bar{x}) = \{x; \phi_t(x) \rightarrow \bar{x} \text{ as } t \rightarrow -\infty\}$$

are (immersed) manifolds which are tangent to \bar{x} to the eigenspace of B associated to the eigenvalues with negative real part respectively positive real part. Here $\phi_t(x)$ is the solution of $\dot{x} = f(x)$ so that $\phi_0(x) = x$. More precisely

$$\frac{d\phi_t(x)}{dt} = f(\phi_t(x)), \phi_0(x) = x.$$

Usually $\phi_t(x)$ is called the flow of the differential equation (or of the vector field).

A.4 Chain recurrence and attractors

Definition. Let $\delta, T > 0$ and $a, b \in X$. A (δ, T) -pseudo-orbit from a to b is a finite sequence of points $a = x_0, x_1, \dots, x_n = b \in M$ such that there exist $t_0, \dots, t_{n-1} > T$ with $d(\Phi_{t_i}(x_i), x_{i+1}) < \delta$ for $i = 0, \dots, n-1$.

In a pseudo-orbit we do not need to follow the same trajectory forever, but we are allowed to jump a finite number of times, and the parameters δ, T control the maximum size of the jump and the minimum duration between two subsequent jumps. Letting $\delta \rightarrow 0$ and $T \rightarrow \infty$ leads us to the concept of chain recurrence and chain transitivity.

Definition. A point $x \in M$ is *chain recurrent*, if for every choice of $\delta, T > 0$ there is a (δ, T) -pseudo-orbit from x to itself. We denote by $R(\Phi)$ the set of all chain recurrent points of the flow Φ . We say that Φ is chain recurrent if $R(\Phi) = M$.

Definition. The flow Φ is called *chain transitive*, if for every pair $a, b \in M$ and every choice of $\delta, T > 0$ there is a (δ, T) -pseudo-orbit from a to b .

Definition. A compact subset $A \subset M$ is called invariant, if $\Phi_t(A) = A$ for all $t > 0$. An invariant subset is called *internally chain recurrent (transitive)*, if the restricted flow $\Phi|_A$ is chain recurrent (transitive).

Definition. A compact, invariant subset $A \subset M$ is called an *attractor*, if $A \neq \emptyset$ and if there exists an open set O with $A \subset O$ and $\text{dist}(\Phi_t(O), A) \rightarrow 0$ as $t \rightarrow \infty$. It is called a proper attractor if, in addition, $A \subset M$.

A.5 Convex sets and functions

A set $\mathcal{C} \subset \mathbb{R}^k$ is convex if for each $x, y \in \mathcal{C}$ and each $\lambda \in [0, 1]$ one has that $\lambda x + (1 - \lambda)y \in \mathcal{C}$.

A function $f: \mathcal{C} \rightarrow \mathbb{R}$ is called *convex* if for each $x, y \in \mathcal{C}$ and each $\lambda \in [0, 1]$ we have that $f(\lambda x + (1 - \lambda)y) \leq \lambda f(x) + (1 - \lambda)f(y)$. Similarly, f is *concave* if the reverse inequality holds.

A.6 The origins of Q-learning

Q-learning has its roots in the field of Markov decision processes (MDP). Let us give a short summary of this, and explain why the assumption that there is a stationary distribution is violated in a game-theoretic setting. Assume that there are a finite number of states $s \in S$ and a finite number of actions. Now assume that there the probability of moving from state s to s' is determined by the entry $P_{s,s'}$ of a probability matrix P .

Let us first assume there is only one action. In this case (MDP) reduces to Markov reward processes (MRP). So assume you get a reward R_t at time t , and discount the rewards in the future by a factor $\gamma \in (0, 1)$. Then your wealth at time t is defined to be equal to $G_t = \sum_{k \geq 0} \gamma^k R_{t+k+1}$ where R_t, R_{t+1}, \dots are i.i.d. random variables. The value of being in state $s \in S$ is then defined to be

$$\begin{aligned} v(s) &= \mathbb{E}(G_t | S_t = s) = \mathbb{E}(R_{t+1} + \gamma R_{t+2} + \gamma^2 R_{t+3} + \dots | S_t = s) \\ &= \mathbb{E}(R_{t+1} + \gamma G_{t+1} | S_t = s) = \mathbb{E}(R_{t+1} | S_t = s) + \gamma \sum_{s' \in S} P_{s,s'} v(s'). \end{aligned}$$

which reduces in short to

$$v(s) = R_s + \gamma \sum_{s' \in S} P_{s,s'} v(s')$$

and so in factor form

$$v = R + \gamma P v.$$

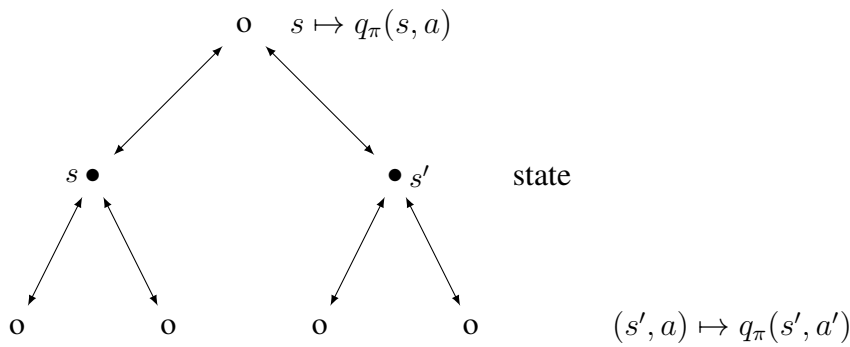
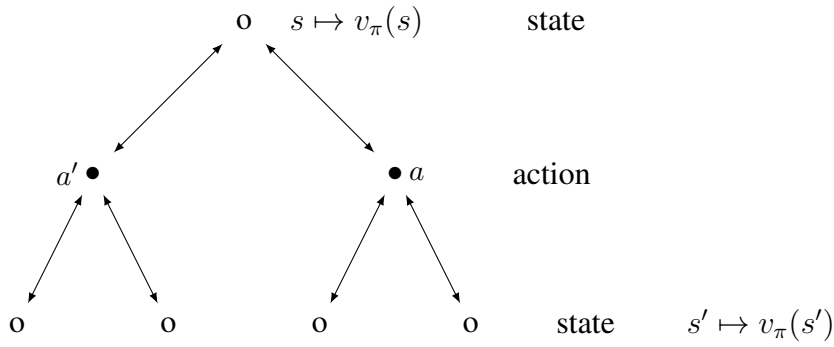
In this case the value v can be computed from this equation.

Now assume that there are several actions, so that P^a and R_s^a depend on which action a was chosen:

$$P_{s,s'}^a = \mathbb{P}(S_{t+1} = s' | S_t = s, A_t = a), R_s^a = \mathbb{E}(R_{t+1} | S_t = s, A_t = a).$$

A policy (or strategy) π is an assignment of probabilities of actions for each state:

$$\pi(a|s) = \mathbb{P}(a_t = a | S_t = s).$$



We can define the state value function

$$v_\pi(s) = \mathbb{E}_\pi(G_t | S_t = s) = \sum_{a \in A} \left(R_s^a + \gamma \sum_{s' \in S} P_{s,s'} \nu(s') \right).$$

and the state-action value function

$$q_\pi(s, a) = \mathbb{E}_\pi(G_t | S_t = s, A_t = a) = R_s^a + \gamma \sum_{s' \in S} P_{s,s'} \left(\sum_{a' \in A} \pi(a' | s') q_\pi(s', a') \right).$$

We say that π is an optimal policy if $v_\pi(s) \geq v_{\pi'}(s)$ for each other policy π' .

Theorem A.1. For each (MDP) there exists a not necessarily unique optimal policy π_* and

$$v_{\pi_*} = \max_{\pi'} v_{\pi'} \text{ and } q_{\pi_*}(s, a) = \max_{\pi'} q_{\pi'}(\pi, a).$$

Given q_* find π_* by $\pi_*(a|s) = 1$ is $a = \arg \max q_*(s, a)$. We have the Bellman optimality equation:

$$v_*(s) = \max_a q_*(s, a)$$

$$q_*(s, a) = R_s^a + \gamma \sum_{s' \in S} P_{\pi'}^a v_*(s)$$

and therefore

$$q_*(s, a) = R_s^a + \gamma \sum_{s' \in S} P_{\pi'}^a \max_{a'} q_*(s', a')$$

Note that an important assumption in this theorem is that the distributions are stationary. This assumption is violated in a game theoretic setting.

Q learning, which we discussed in the last section of Chapter 6, is aimed at numerically finding q_* .

B Python Code

Below we include some python code which we've used during the course.

B.1 Code for computing orbits of one-player replicator dynamics with three strategies

replicator-3x1

October 7, 2020

```
[41]: # Import the required modules
import numpy as np
import matplotlib.pyplot as plt
# This makes the plots appear inside the notebook
%matplotlib inline
from scipy.integrate import odeint
```

0.0.1 Solving replicator equations with python

$$\frac{dx_i}{dt} = x_i[(Ax)_i - x'Ax]$$

```
[52]: # define a projection from the 3D simplex on a triangle
proj = np.array(
    [[-1 * np.cos(30. / 360. * 2. * np.pi), np.cos(30. / 360. * 2. * np.pi), 0.],
     [-1 * np.sin(30. / 360. * 2. * np.pi), -1 * np.sin(30. / 360. * 2. * np.
     ↪pi), 1.]]
# project the boundary on the simplex onto the boundary of the triangle
ts = np.linspace(0, 1, 10000)
PBd1 = proj@np.array([ts, (1-ts), 0*ts])
PBd2 = proj@np.array([0*ts, ts, (1-ts)])
PBd3 = proj@np.array([ts, 0*ts, (1-ts)])
```

```
[60]: # choose game
# game Ex 1.7 notes
A = np.array([[ 0, 1, 0], [ 0, 0, 2], [ 0, 0, 1]]) # row, 2nd row, 3rd row
x01 = np.array([0.92, 0.01, 0.07])
x02 = np.array([0.65, 0.05, 0.3])
x03 = np.array([0.15, 0.05, 0.8])

#define replicator equation
def replicator(x,t):
    return x * (A@x - np.transpose(x) @ (A@x))

# compute orbits
ts = np.linspace(0,100,10000)
xt1 = odeint(replicator, x01, ts)
```

```
xt2 = odeint(replicator, x02, ts)
xt3 = odeint(replicator, x03, ts)
```

```
[62]: # project the orbits on the triangle
orbittriangle1=proj@xt1.T
orbittriangle2=proj@xt2.T
orbittriangle3=proj@xt3.T
ic1=proj@x01
ic2=proj@x02
ic3=proj@x03

# no box
plt.box(False)
plt.axis(False)

# plot the orbits, the initial values, the corner points, and the boundary
↳points
plt.plot(orbittriangle1[0],orbittriangle1[1],".",markersize=1,color='green')
plt.plot(orbittriangle2[0],orbittriangle2[1],".",markersize=1,color='red')
plt.plot(orbittriangle3[0],orbittriangle3[1],".",markersize=1,color='blue')

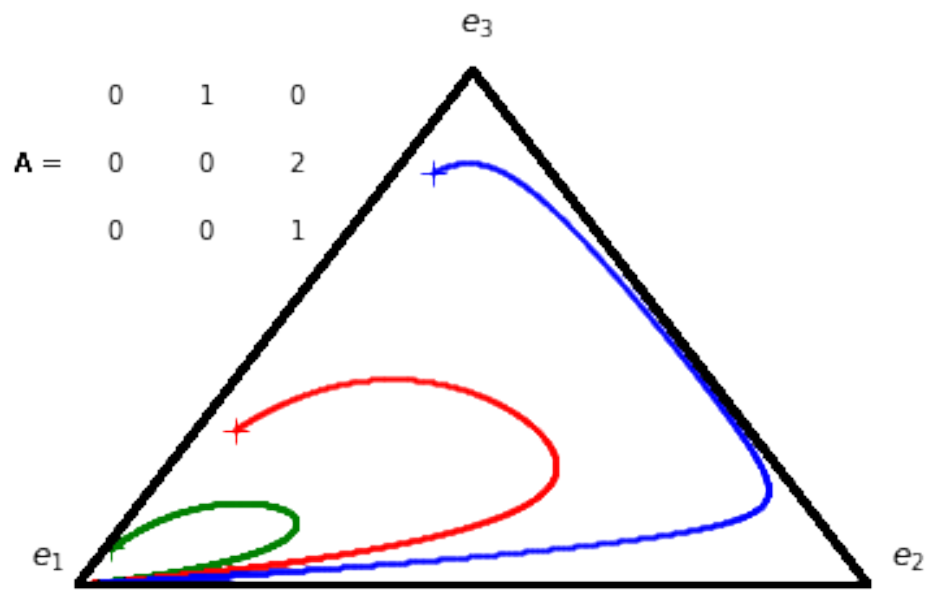
plt.plot(ic1[0],ic1[1],"+",markersize=10,color='green')
plt.plot(ic2[0],ic2[1],"+",markersize=10,color='red')
plt.plot(ic3[0],ic3[1],"+",markersize=10,color='blue')

plt.text(-0.8660254-0.1, -0.5 +0.05 , "$e_1$",fontsize=12)
plt.text(+0.8660254+0.05, -0.5 +0.05 , "$e_2$",fontsize=12)
plt.text(0-0.03, 1 +0.1 , "$e_3$",fontsize=12)

plt.plot(PBd1[0], PBd1[1], ".",color='black',markersize=3)
plt.plot(PBd2[0], PBd2[1], ".",color='black',markersize=3)
plt.plot(PBd3[0], PBd3[1], ".",color='black',markersize=3)

# add the game matrix in the figure
for i in [0,1,2]:
    for j in [0,1,2]:
        c = A[i][j]
        plt.text(0.2*j-0.8, -0.2*i+0.9, str(c))
        plt.text(0.3-1.3,0.7,"A =")
#plt.text(0-0.03, 1 +0.1 ,A[0,0],A[0,1],A[0,2] ,fontsize=12)

#plt.plot(pE[0],pE[1],"+")
plt.savefig("Plots/flowportrait.pdf")
```



[]:

B.2 Code for time averages of RPS 1-player

replicator-RPS-1player-timeaverag

November 1, 2020

```
[1]: # Import the required modules
import numpy as np
import matplotlib.pyplot as plt
# This makes the plots appear inside the notebook
%matplotlib inline
from scipy.integrate import odeint, solve_ivp
import copy
```

0.0.1 Solving replicator equations with python

$\frac{dx_i}{dt} = x_i[(Ax)_i - x'Ax]$ here we take the RPS game and also compute the corresponding expression
 $average(T) = \frac{1}{T} \int_0^T x(s)ds.$

```
[2]: # define a projection from the 3D simplex on a triangle
proj = np.array(
    [[-1 * np.cos(30. / 360. * 2. * np.pi), np.cos(30. / 360. * 2. * np.pi), 0.],
     [-1 * np.sin(30. / 360. * 2. * np.pi), -1 * np.sin(30. / 360. * 2. * np.
     ↪pi), 1.]]
# project the boundary on the simplex onto the boundary of the triangle
ts = np.linspace(0, 1, 10000)
PBd1 = proj@np.array([ts, (1-ts), 0*ts])
PBd2 = proj@np.array([0*ts, ts, (1-ts)])
PBd3 = proj@np.array([ts, 0*ts, (1-ts)])
```

```
[3]: # choose game
# game Ex 1.7 notes
# Rock Paper Scissors
b=2
A = np.array([[ 0, 1, -b], [-b, 0, 1], [ 1, -b, 0]]) # row, 2nd row, 3rd row
x01 = np.array([0.3, 0.2, 0.5])

#define replicator equation
def replicator(x,t):
    return x * (A@x - np.transpose(x) @ (A@x))

# end time and spacing of observed times
```

```

endtime=100
steps=1000000

# compute orbits
ts = np.linspace(0,endtime,steps)
xt1 = odeint(replicator, x01, ts)

#t_step = 0.03
#t_final =100
#time = np.arange(0,t_final,t_step)
#sol = solve_ivp(replicator, [0,t_final], x01, method='DOP853', t_eval=time)

```

```

[4]: # compute average of orbit
average1=copy.deepcopy(xt1)
r=endtime/steps
for n in range(1, steps-1):
    average1[n]= (n/(n+1)) * average1[n-1] + (1/(n+1)) * xt1[n]
    # project average along orbit also in the triangle
average_proj=proj@average1.T

SumVector=np.cumsum(xt1[1:steps],axis=0)
print(SumVector.shape)
tt=ts[1:steps]
print(tt.shape)
average2 = SumVector / tt.reshape((steps-1,1))
average2bis = average2/50
average2_proj=proj@average2bis.T

```

```

(999999, 3)
(999999,)

```

```

[5]: # project the orbits on the triangle
orbittriangle1=proj@xt1.T
ic1=proj@x01

# no box
plt.box(False)
plt.axis(False)

# plot the orbits, the initial values, the corner points, and the boundary
↳points
plt.plot(orbittriangle1[0],orbittriangle1[1],".",markersize=1,color='green')

# plot the average
# plt.plot(orbittriangle1[0],orbittriangle1[1],".",markersize=1,color='red')
# plt.plot(average[0],average[1],".",markersize=1,color='red')
plt.plot(average_proj[0],average_proj[1],".",markersize=1,color='blue')

```

```

plt.plot(average2_proj[0],average2_proj[1],".",markersize=1,color='red')

plt.plot(ic1[0],ic1[1],"+",markersize=10,color='green')

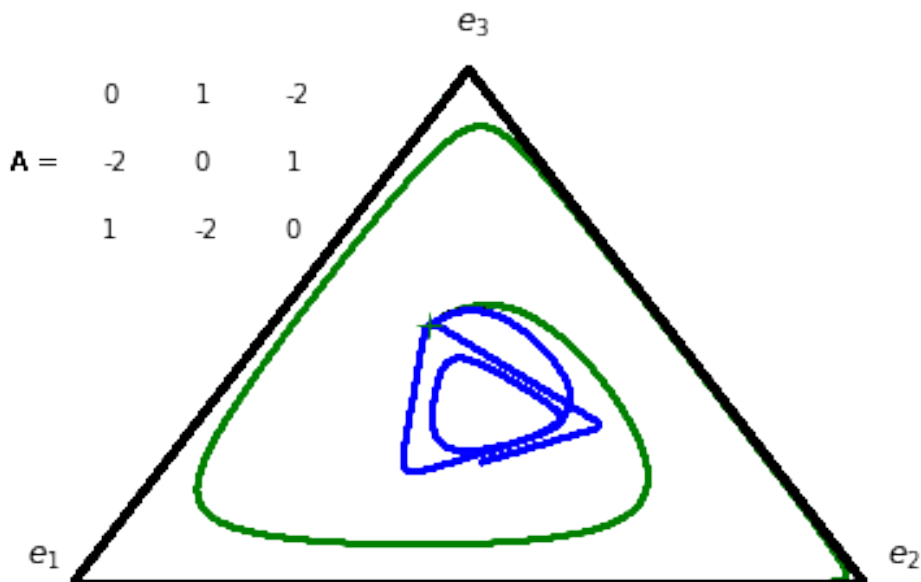
plt.text(-0.8660254-0.1, -0.5 +0.05 , "$e_1$",fontsize=12)
plt.text(+0.8660254+0.05, -0.5 +0.05 , "$e_2$",fontsize=12)
plt.text(0-0.03, 1 +0.1 , "$e_3$",fontsize=12)

plt.plot(PBd1[0], PBd1[1], ".",color='black',markersize=3)
plt.plot(PBd2[0], PBd2[1], ".",color='black',markersize=3)
plt.plot(PBd3[0], PBd3[1], ".",color='black',markersize=3)

# add the game matrix in the figure
for i in [0,1,2]:
    for j in [0,1,2]:
        c = A[i][j]
        plt.text(0.2*j-0.8, -0.2*i+0.9, str(c))
        plt.text(0.3-1.3,0.7,"A =")
plt.text(0-0.03, 1 +0.1 ,A[0,0],A[0,1],A[0,2] ,fontsize=12)

plt.plot(pE[0],pE[1],"+")
plt.savefig("Plots/flowportrait.pdf")

```



The green curve gives the solution of the replicator system. The blue one is an attempt to compute $1/T \int_0^T x(s) ds$ as a function of T . This is done by “updating the average”. This seems to give the

correct answer. However, when increasing the endtime something goes wrong. Is this because the solution near the singularity is not too accurate? clearly the cumsum solution (drawn in red) is incorrect.

[]:

[]:

B.3 Python code for computing orbits of two player RPS game

replicatorRPS-Sato

October 7, 2020

```
[232]: import numpy as np
import matplotlib.pyplot as plt
#import networkx as nx
from scipy.integrate import odeint, solve_ivp, ode
from mpl_toolkits.mplot3d import Axes3D
from scipy import sparse
import time as tm
from scipy.spatial.distance import pdist, squareform
from mpl_toolkits.axes_grid1 import make_axes_locatable
```

3x3 replicator dynamics $\dot{x}_i = x_i(Ay - xAy)$ $\dot{y}_i = y_i(x'B - xBy)$ here we use the 2nd notation

```
[233]: def replicator(t,x,A,B):
    dx = np.zeros(6)
    dx[:3] = x[:3] * (A@x[:3] - np.transpose(x[:3]) @ (A@x[:3]))
    dx[3:] = x[3:] * (B.T@x[:3] - np.transpose(x[:3]) @ (B@x[:3]))
    return dx
```

```
[305]: # initial value
z0 = np.random.uniform(0.1, 0.2, 6).T
z0= [0.26, 0.113333, 0.626667, 0.165, 0.772549, 0.062451]
#z0= [0.05, 0.35, 0.6, 0.1, 0.2, 0.7]

# time interval
t_step = 0.03
t_final =1000
time = np.arange(0,t_final,t_step)
init_time = tm.time()
## %% Define time spans, initial values, and constants
# tspan = np.linspace(0, 15, 5000)
# ttt=tspan[-1]
# yinit = [-1]

# Define matrices
# Sato's matrices: Sato use 1st notation so take transpose
epsilonx=0
epsilony=-epsilonx
A= np.array([[ epsilonx, 1 , -1], [ -1, epsilonx ,1], [ 1, -1 ,epsilonx]])
```

```

BSato= np.array([[ epsilon, 1 ,-1], [ -1, epsilon ,1], [ 1, -1 ,epsilon]])
B=BSato.T
print('A=',A)
print('BSato=',BSato)
print('B=',B)

# integrate ODE
sol = solve_ivp(replicator, [0,t_final], y0=z0, method='DOP853', t_eval=time,
↳args=(A,B))

xx = sol.y
xx.shape

```

```

A= [[ 0  1 -1]
     [-1  0  1]
     [ 1 -1  0]]
BSato= [[ 0  1 -1]
         [-1  0  1]
         [ 1 -1  0]]
B= [[ 0 -1  1]
     [ 1  0 -1]
     [-1  1  0]]

```

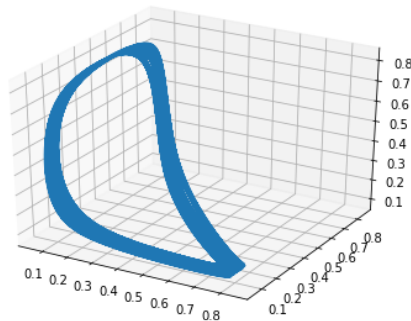
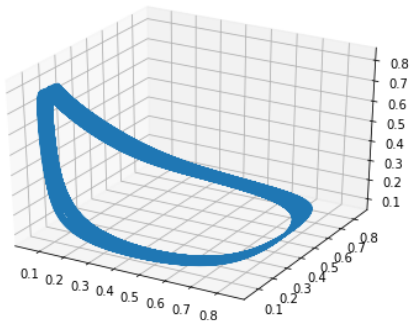
[305]: (6, 33334)

```

[306]: transient = 100
# plt.plot(xx[1,:])
plt.figure(figsize=(15,5))
plt.subplot(121, projection='3d')
plt.plot(xx[1,transient:], xx[3,transient:], xx[4,transient:])
plt.subplot(122, projection='3d')
plt.plot(xx[1,transient:], xx[2,transient:], xx[4,transient:])

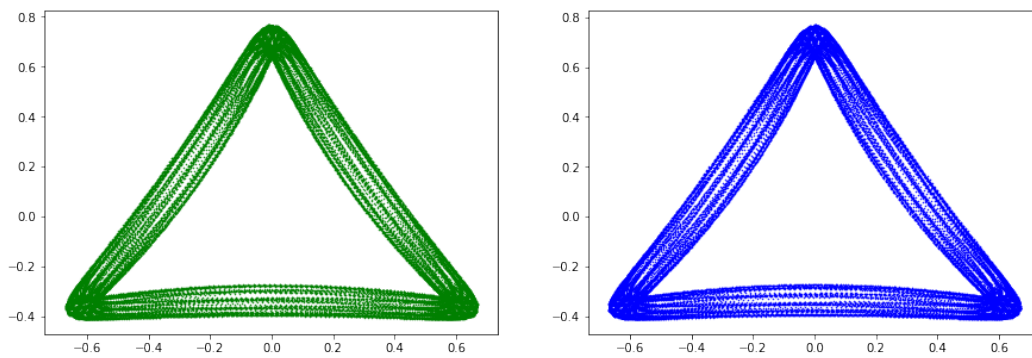
```

[306]: [<matplotlib.mplot3d.art3d.Line3D at 0x7fbefcd2c90>]



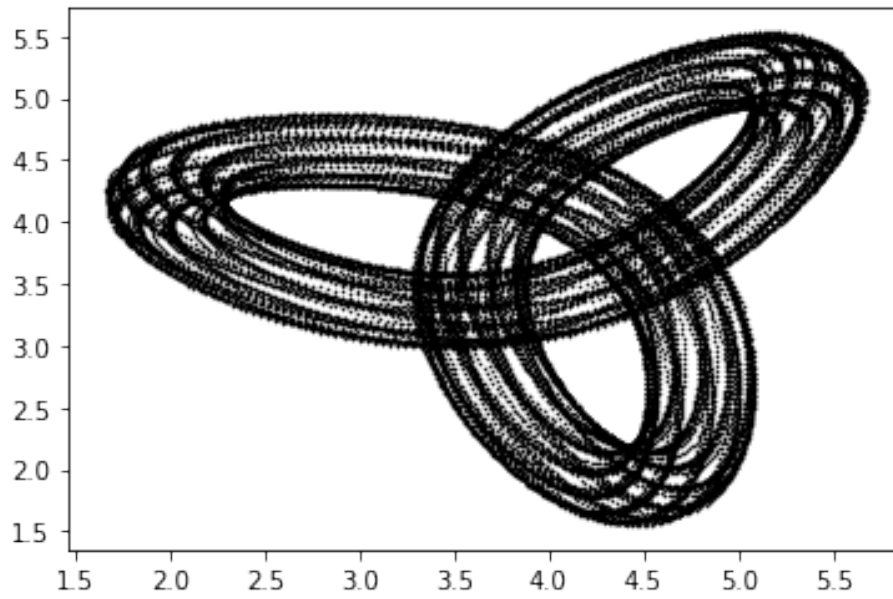
```
[307]: # define the projection to triangular coordinates
proj = np.array(
    [[-1 * np.cos(30. / 360. * 2. * np.pi), np.cos(30. / 360. * 2. * np.pi), 0.],
     [-1 * np.sin(30. / 360. * 2. * np.pi), -1 * np.sin(30. / 360. * 2. * np.
     ↪pi), 1.]]
playerA=xx[0,transient:], xx[1,transient:], xx[2,transient:]
playerB=xx[3,transient:], xx[4,transient:], xx[5,transient:]
orbittriangle1=proj@playerA
orbittriangle2=proj@playerB
plt.figure(figsize=(15,5))
plt.subplot(121)
plt.plot(orbittriangle1[0],orbittriangle1[1],".",markersize=1,color='green')
plt.subplot(122)
plt.plot(orbittriangle2[0],orbittriangle2[1],".",markersize=1,color='blue')
```

[307]: [<matplotlib.lines.Line2D at 0x7fbf023e4610>]



```
[308]: PROJ4D2D= np.array([[3.650,-1.350,1.35,5.35,1.35,1.4500],[0.4,0.4,4.6,1.9,-0.
     ↪4,4.4]])
XY= PROJ4D2D @ xx[:,:]
plt.plot(XY[0],XY[1],".",markersize=1,color='black')
```

[308]: [<matplotlib.lines.Line2D at 0x7fbf0297e110>]



- []:
- []:
- []:
- []:
- []:
- []:
- []:
- []:
- []:
- []:
- []:

B.4 Python code for Exercise 6.1

exercise6p1

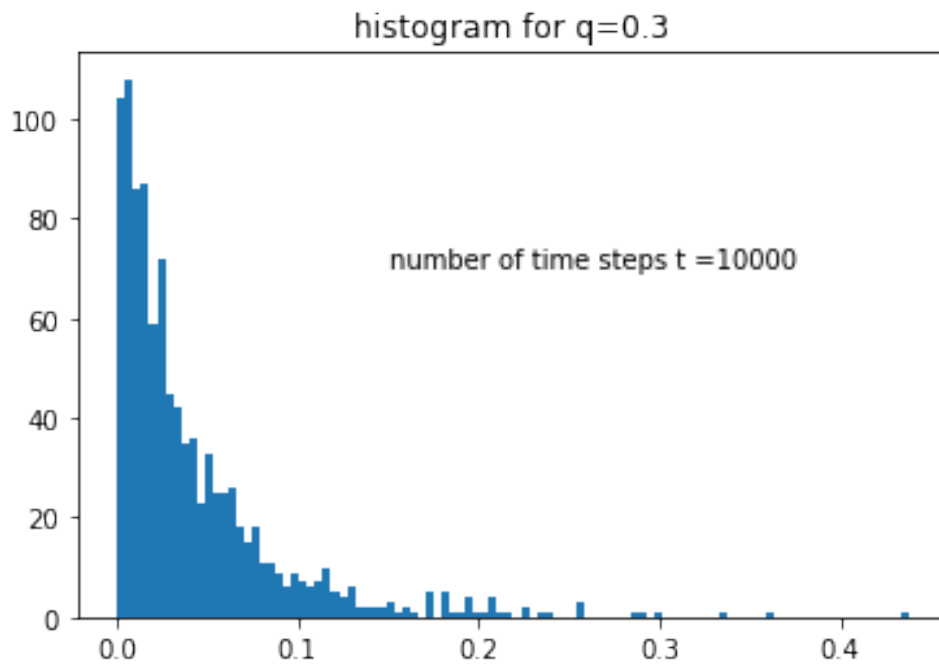
December 23, 2020

```
[62]: # Import the required modules
import numpy as np
import matplotlib.pyplot as plt
# This makes the plots appear inside the notebook
%matplotlib inline
import random
```

```
[75]: def flip(p):
       return 1 if random.random() < p else 0
```

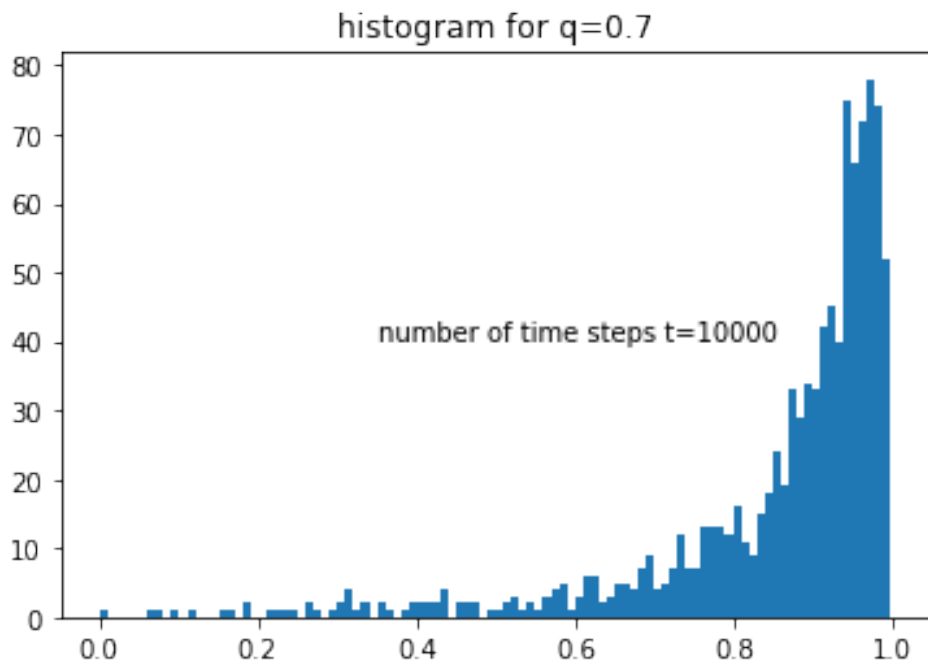
```
[235]: theta1=10
theta2=10
q=0.3
n=1000 # number of sample path
t=10000 # number of time steps
x=np.zeros(n)
for i in range(0, n):
    f11=0
    f2=0
    for j in range(0, t):
        p1=(theta1+10*f11)/(theta1+theta2+10*f11+5*f2)
        TypeI=flip(q)
        Med=flip(p1)
        f11+=Med*TypeI
        f2+=(1-Med)
    x[i]=p1
```

```
[237]: plt.hist(x, bins = 100)
plt.title("histogram for q="+ str(q))
plt.text(q/2, 70, "number of time steps t =" +str(t))
plt.show()
```



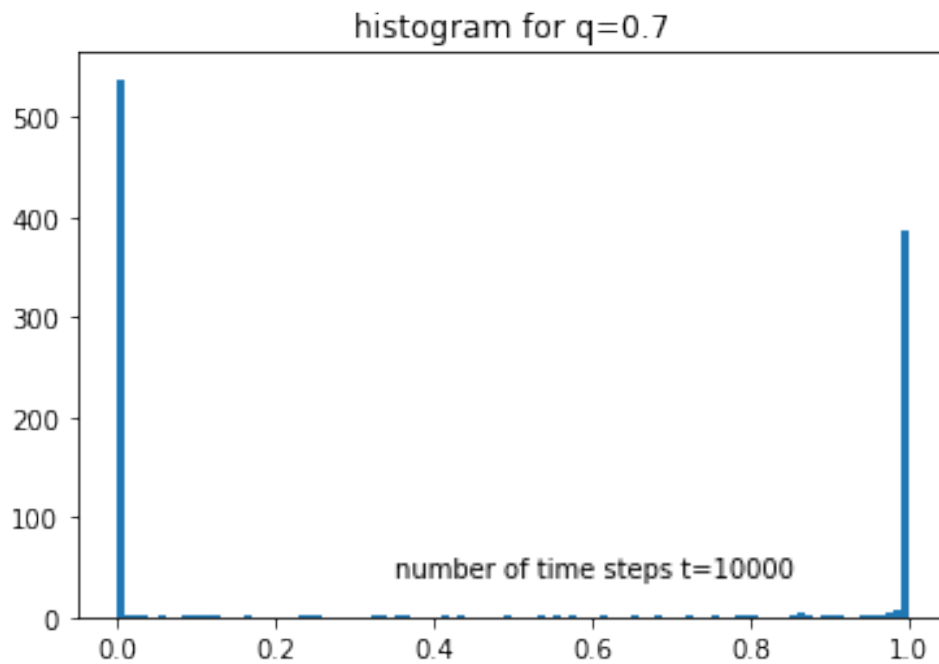
```
[262]: theta1=10
theta2=10
q=0.7
n=1000 # number of sample path
m=10000 # number of time steps
x=np.zeros(n)
for i in range(0, n):
    f11=0
    f2=0
    for j in range(0, t):
        p1=(theta1+10*f11)/(theta1+theta2+10*f11+5*f2)
        TypeI=flip(q)
        Med=flip(p1)
        f11+=Med*TypeI
        f2+=(1-Med)
    x[i]=p1
```

```
[246]: plt.hist(x, bins = 100)
plt.title("histogram for q="+ str(q))
plt.text(q/2, 40, "number of time steps t="+str(t))
plt.show()
```

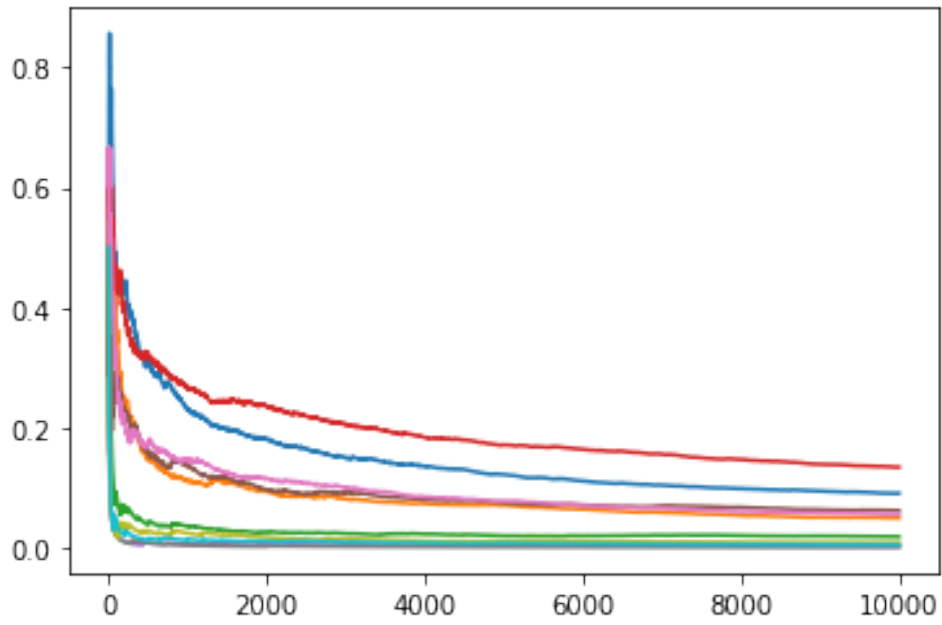
```
[255]: theta1=0.1
theta2=0.1
q=0.7
n=1000 # number of sample path
t=10000 # number of time steps
x=np.zeros(n)
for i in range(0, n):
    f11=0
    f2=0
    for j in range(0, t):
        p1=(theta1+10*f11)/(theta1+theta2+10*f11+5*f2)
        TypeI=flip(q)
        Med=flip(p1)
        f11+=Med*TypeI
        f2+=(1-Med)
    x[i]=p1
```

```
[256]: plt.hist(x, bins = 100)
plt.title("histogram for q="+ str(q))
plt.text(q/2, 40, "number of time steps t="+str(t))
plt.show()
```



```
[289]: theta1=10
theta2=10
q=0.3
n=1000 # number of sample path
m=10000 # number of time steps
x=np.zeros(n)
z=np.zeros((n,m))
for i in range(0, n):
    f11=0
    f2=0
    for j in range(0, t):
        p1=(theta1+10*f11)/(theta1+theta2+10*f11+5*f2)
        z[i,j]=p1
        TypeI=flip(q)
        Med=flip(p1)
        f11+=Med*TypeI
        f2+=(1-Med)
    x[i]=p1
```

```
[290]: for i in range(0,10):
plt.plot(z[i,:])
```



[]:

[]:

[]:

[]: