



# Instructor Evaluation for STAT 581 901 (14905) - MATHEMATICAL PROBABILITY I

Term: Fall Semester 2020  
 Course(s): STAT 581 901 (14905) - MATHEMATICAL PROBABILITY I  
 Cross-list(s): CAAM 581 901 (14906)  
 Enrolled: 17  
 Instructor(s): Ernst, Philip

## Student Numerical Responses

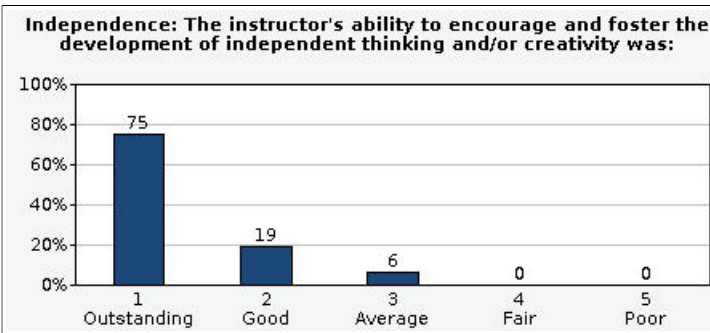
<p>Class Mean: 1.25 Rice Mean: 1.49 Responses: 16</p> <p><b>Organization: The instructor's preparation for class was:</b></p> <table border="1"> <thead> <tr> <th>Rating</th> <th>Percentage</th> </tr> </thead> <tbody> <tr> <td>1 Outstanding</td> <td>81%</td> </tr> <tr> <td>2 Good</td> <td>13%</td> </tr> <tr> <td>3 Average</td> <td>6%</td> </tr> <tr> <td>4 Fair</td> <td>0%</td> </tr> <tr> <td>5 Poor</td> <td>0%</td> </tr> </tbody> </table>	Rating	Percentage	1 Outstanding	81%	2 Good	13%	3 Average	6%	4 Fair	0%	5 Poor	0%	<p>Class Mean: 1.13 Rice Mean: 1.63 Responses: 16</p> <p><b>Presentation: The instructor's presentation of the material was:</b></p> <table border="1"> <thead> <tr> <th>Rating</th> <th>Percentage</th> </tr> </thead> <tbody> <tr> <td>1 Outstanding</td> <td>88%</td> </tr> <tr> <td>2 Good</td> <td>13%</td> </tr> <tr> <td>3 Average</td> <td>0%</td> </tr> <tr> <td>4 Fair</td> <td>0%</td> </tr> <tr> <td>5 Poor</td> <td>0%</td> </tr> </tbody> </table>	Rating	Percentage	1 Outstanding	88%	2 Good	13%	3 Average	0%	4 Fair	0%	5 Poor	0%
Rating	Percentage																								
1 Outstanding	81%																								
2 Good	13%																								
3 Average	6%																								
4 Fair	0%																								
5 Poor	0%																								
Rating	Percentage																								
1 Outstanding	88%																								
2 Good	13%																								
3 Average	0%																								
4 Fair	0%																								
5 Poor	0%																								
<p>Class Mean: 1.38 Rice Mean: 1.5 Responses: 16</p> <p><b>Responsiveness: The instructor's response to student questions and requests for help was:</b></p> <table border="1"> <thead> <tr> <th>Rating</th> <th>Percentage</th> </tr> </thead> <tbody> <tr> <td>1 Outstanding</td> <td>69%</td> </tr> <tr> <td>2 Good</td> <td>25%</td> </tr> <tr> <td>3 Average</td> <td>6%</td> </tr> <tr> <td>4 Fair</td> <td>0%</td> </tr> <tr> <td>5 Poor</td> <td>0%</td> </tr> </tbody> </table>	Rating	Percentage	1 Outstanding	69%	2 Good	25%	3 Average	6%	4 Fair	0%	5 Poor	0%	<p>Class Mean: 1.25 Rice Mean: 1.49 Responses: 16</p> <p><b>Classroom Atmosphere: The atmosphere that the instructor created in the classroom relating to respect, support, civility, and equitable treatment for all members was:</b></p> <table border="1"> <thead> <tr> <th>Rating</th> <th>Percentage</th> </tr> </thead> <tbody> <tr> <td>1 Outstanding</td> <td>81%</td> </tr> <tr> <td>2 Good</td> <td>13%</td> </tr> <tr> <td>3 Average</td> <td>6%</td> </tr> <tr> <td>4 Fair</td> <td>0%</td> </tr> <tr> <td>5 Poor</td> <td>0%</td> </tr> </tbody> </table>	Rating	Percentage	1 Outstanding	81%	2 Good	13%	3 Average	6%	4 Fair	0%	5 Poor	0%
Rating	Percentage																								
1 Outstanding	69%																								
2 Good	25%																								
3 Average	6%																								
4 Fair	0%																								
5 Poor	0%																								
Rating	Percentage																								
1 Outstanding	81%																								
2 Good	13%																								
3 Average	6%																								
4 Fair	0%																								
5 Poor	0%																								
<p>Class Mean: 1.31 Rice Mean: 1.55 Responses: 16</p>	<p>Class Mean: 1.31 Rice Mean: 1.59 Responses: 16</p>																								



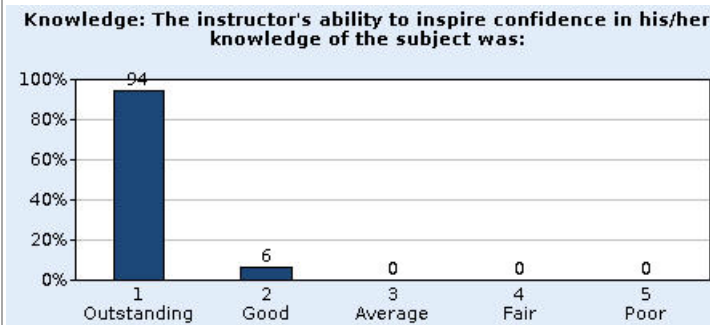
# Instructor Evaluation for STAT 581 901 (14905) - MATHEMATICAL PROBABILITY I

Term: Fall Semester 2020  
 Course(s): STAT 581 901 (14905) - MATHEMATICAL PROBABILITY I  
 Cross-list(s): CAAM 581 901 (14906)  
 Enrolled: 17  
 Instructor(s): Ernst, Philip

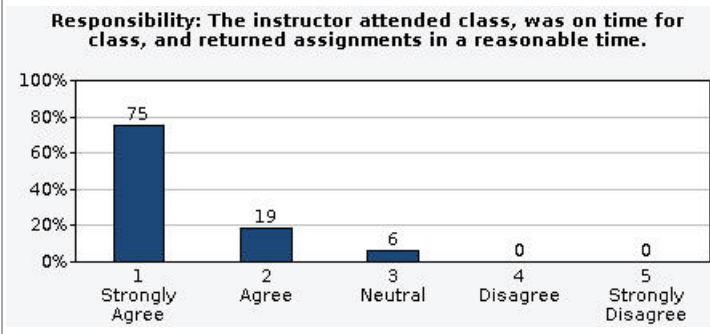
## Student Numerical Responses



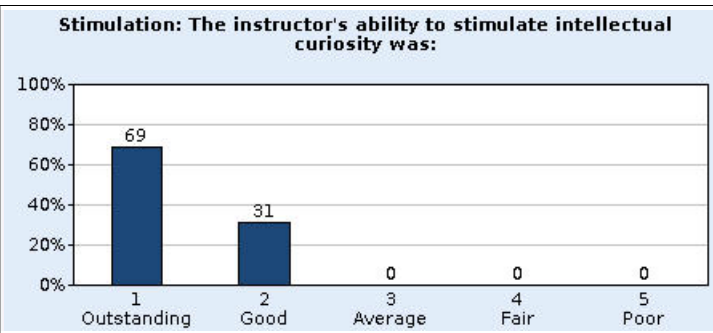
Class Mean: 1.06 Rice Mean: 1.49  
 Responses: 16



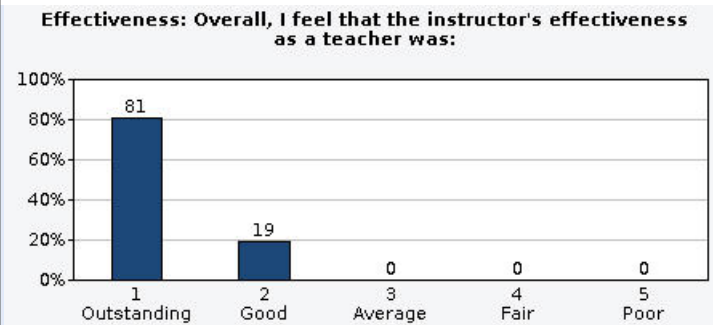
Class Mean: 1.31 Rice Mean: 1.37  
 Responses: 16



Class Mean - Average score within the CRN (if not cross-listed) or in cross-list group (if cross-listed).  
 Rice Mean - Average score across all CRNs at Rice for the term.



Class Mean: 1.19 Rice Mean: 1.58  
 Responses: 16





## Instructor Evaluation for STAT 581 901 (14905) - MATHEMATICAL PROBABILITY I

Term: Fall Semester 2020  
Course(s): STAT 581 901 (14905) - MATHEMATICAL PROBABILITY I  
Cross-list(s): CAAM 581 901 (14906)  
Enrolled: 17  
Instructor(s): Ernst, Philip

### Student Comments

**Total Comments: 4**

I thought Dr. Ernst was a great teacher and he did a great job adjusting to the online format. He made the material interesting and relevant.  
12/23/2020 10:12 P.M.

Dr. Ernst's ability to clearly explain the reasoning behind all of the math presented in the course, and why we are bothering to learn it, is what makes him a great teacher.

12/07/2020 02:12 P.M.

Well prepared professor.

12/07/2020 09:12 A.M.

The instructor is very effective at delivering materials and usually provides background knowledge or the development of concepts.

12/07/2020 08:12 A.M.