

The Science and Art of Valuation

Oxford-Princeton Workshop in Math Finance, May 25–26, 2017

Global Derivatives 2017, Barcelona, May 11

University of Oxford, Quantitative Finance Seminar, 26/11/2015

Fields Institute Seminar, Toronto, October 31th 2014

Plenary 30th anniversary AFFI Conference, Lyon, 28-31 May 2013

2014 International Conference on Financial Engineering & Innovation,

Tongji University, Shanghai, March 14-16

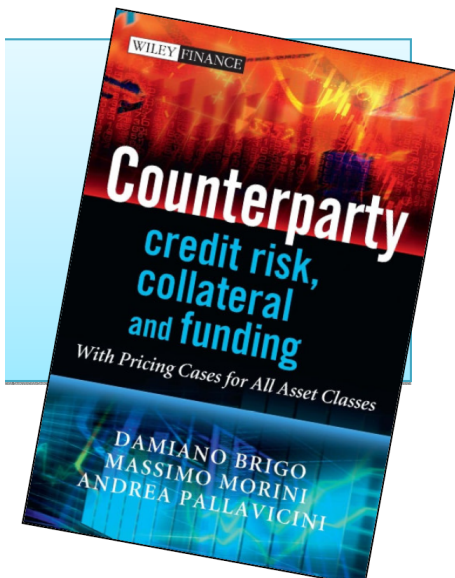
Cambridge, Isaac Newton Institute, March 28, 2013

Damiano Brigo

Dept. of Mathematics, Imperial College London

Research page <http://wwwf.imperial.ac.uk/~dbrigo>

Presentation based on Book (working on 2nd Edition)



A Little History: CVA and DVA can be sizeable. Citigroup:

1Q 2009: “Revenues also included [...] a net 2.5\$ billion positive Credit Valuation Adjustment (CVA) on derivative positions, excluding monolines, mainly due to the widening of Citi’s CDS spreads” (DVA)

CVA mark to market losses: BIS

“During the financial crisis, however, roughly two-thirds of losses attributed to counterparty credit risk were due to CVA losses and only about one-third were due to actual defaults.”

Collateral not always effective as a guarantee: B. et al [19]

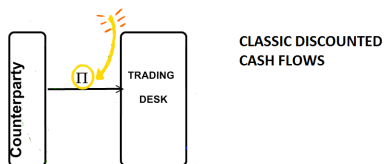
For trades subject to strong contagion at default of the counterparty, like CDS, collateral can leave a sizeable CVA [Initial Margin?]

FVA can be sizeable too. JP Morgan:

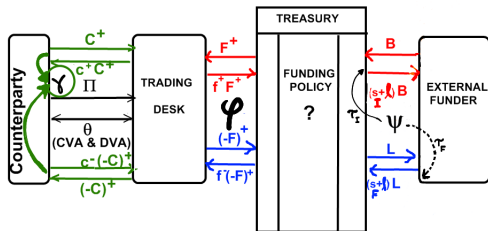
Wall St Journal, Jan 14, 2014: “[...] So what is a funding valuation adjustment, (FVA) and why did it cost J.P. Morgan Chase \$1.5 billion?”

A Quant's trip from the old world to the new one

The old days context:



Now:



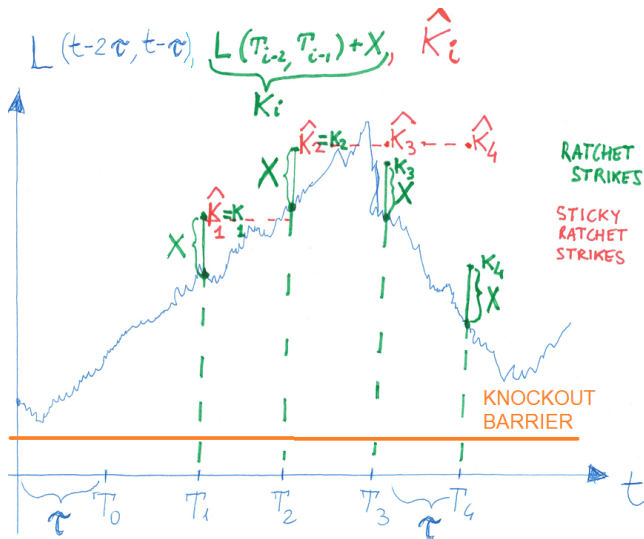
Yesterday \leftarrow The Valuation Quant \rightarrow Today

PhD in pure mathematics,
physics... little/no knowledge of:

how the bank works,
regulation, accounting standards,
profit targets, trading costs,
finance & economics.

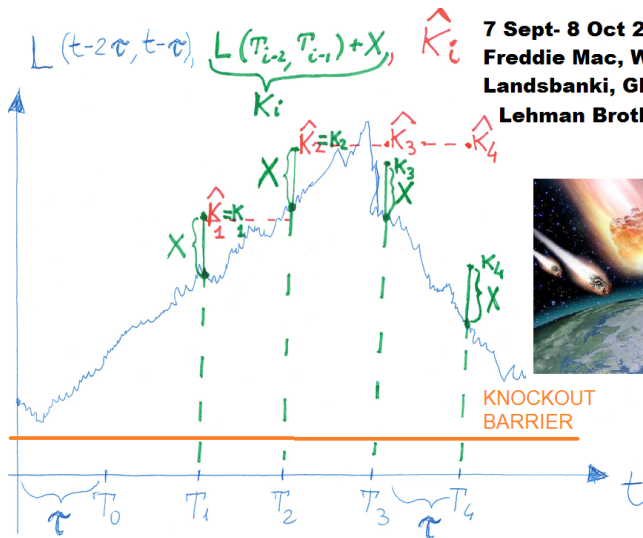
?

Old world specimen: Sticky Ratchet Knockout Cap



And: **No credit/margin/funding/capital, only basic asset class**


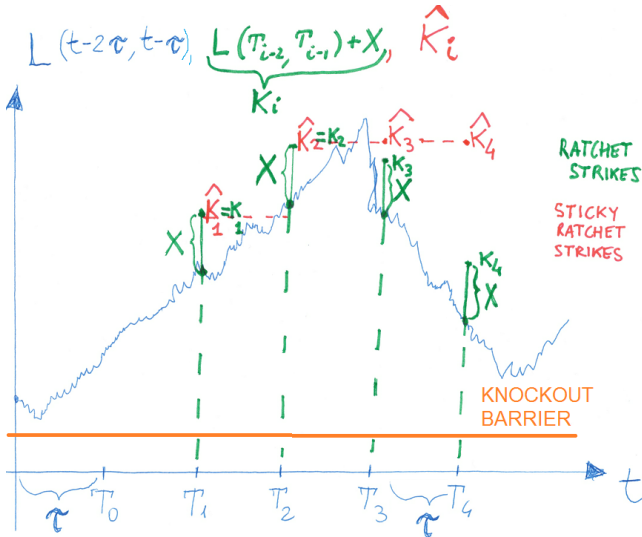
Old world specimen: Sticky Ratchet Knockout Cap



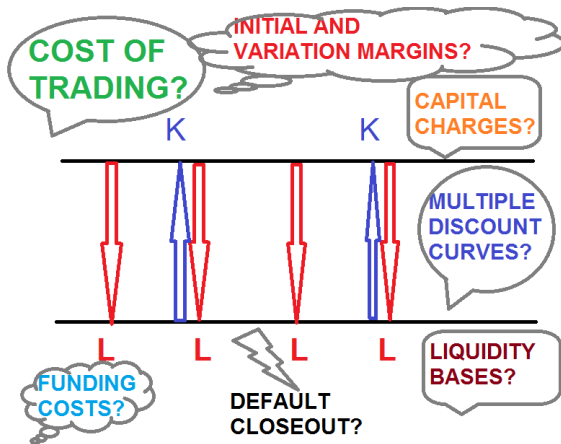
**7 Sept- 8 Oct 2008: Fannie Mae,
 Freddie Mac, Washington Mutual,
 Landsbanki, Glitnir, Kaupthing,
 Lehman Brothers (Merril Lynch)**



Old world specimen: Sticky Ratchet Knockout Cap



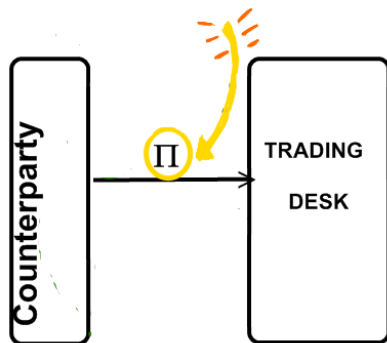
New world specimen: hello again IRS, but with....



Complex payoff, simple system → Simple payoffs, complex system

Let's build this complex risk/cost system one step at the time.

Basic payout

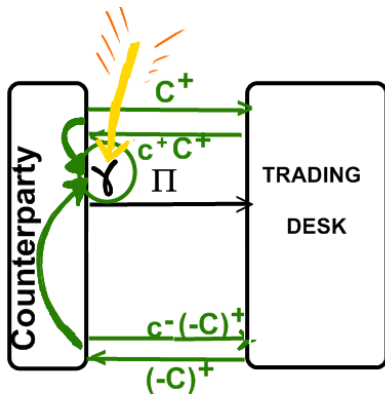


CLASSIC DISCOUNTED CASH FLOWS

Start from derivative's basic cash flows as in old world

$$V_t := \mathbb{E}_t[\Pi(t, T \wedge \tau) + \dots] \quad (V = \text{Expected}[\text{DiscountedCashFlows}])$$

τ is the first default time between bank and counterparty



Adding pre-default Collateral Flows

Basic Payout with Collateral Costs & Benefits

- Collateralization procedure cash flows.

$$V_t := \mathbb{E}_t[\Pi(t, T \wedge \tau) + \gamma(t, T \wedge \tau; C) + \dots]$$

where

- C_t is the collateral account defined by the CSA,
- γ is the collateral margining cost (of carry).

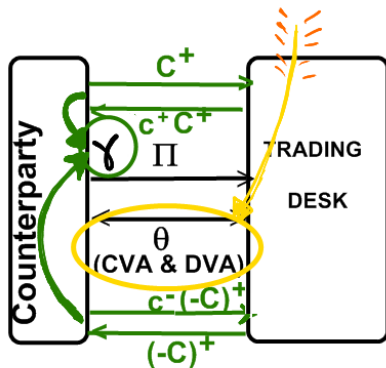


$$\gamma \approx - \sum_{k=1}^{n-1} 1_{\{t \leq t_k < \tau \wedge T\}} D(t, t_k) C_{t_k} (t_{k+1} - t_k) (\tilde{c}_{t_k} - r_{t_k})$$

$$\tilde{c} = c^+ \text{ if } C > 0, \quad \tilde{c} = c^- \text{ if } C < 0.$$

Note that if the collateral rates in \tilde{c} are both equal to the risk free rate, then this term is zero.

- The second expected value: CoIVA/VMVA



**Adding default
closeout Cash Flows
(trading CVA and DVA
after collateralization)**

Close-Out: Trading-CVA/DVA after Collateralization

- Third contribution: cash flow at 1st default

$$V_t := \mathbb{E}_t[\Pi + \gamma + \mathbf{1}_{\{\tau < T\}} D(t, \tau) \theta_\tau(C, \varepsilon) + \dots]$$

where ε_τ is the close-out amount, or residual value of the deal at default, “exposure at default”. We can include liquidation delays.

- Replacement closeout, $\varepsilon_\tau = V_\tau \Rightarrow$ nonlinearity, difficult!

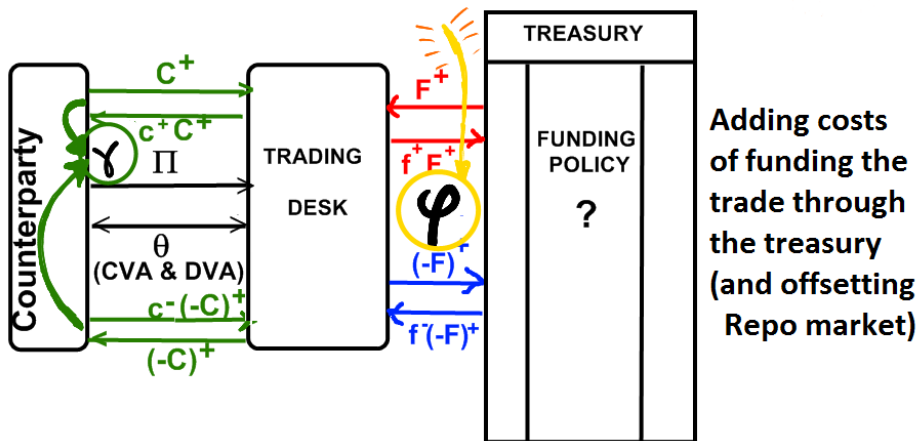
$$V_t := \mathbb{E}_t[\Pi + \gamma + \mathbf{1}_{\{\tau < T\}} D(t, \tau) \theta_\tau(C, V_\tau) + \dots]$$

- Default cash flow θ_τ calculated by ISDA documentation

$$\theta_\tau(C, \varepsilon) := \varepsilon_\tau - \mathbf{1}_{\{\tau = \tau_C < \tau_I\}} \Pi_{\text{CVAcoll}} + \mathbf{1}_{\{\tau = \tau_I < \tau_C\}} \Pi_{\text{DVAcoll}}$$

- For example, in case of re-hypothecation (same LGD),

$$\Pi_{\text{DVAcoll}} = \text{LGD}_I(-(\varepsilon_\tau - C_{\tau-}))^+, \quad \Pi_{\text{CVAcoll}} = \text{LGD}_C(\varepsilon_\tau - C_{\tau-})^+.$$



Funding Costs of the Replication Strategy

- As fourth contribution we consider the cost of funding (carry) for the trade accounts and we add the relevant cash flows ([79]).

$$V_t := \mathbb{E}_t \left[\Pi + \gamma + 1_{\{\tau < T\}} D \theta + \varphi(t, T \wedge \tau; F, H) \right]$$

The last term is related to FVA.

- F_t is the cash account for the replication of the trade,
- H_t is the risky-asset account in the replication,
- φ is cost/benefit of carry for the cash F and hedging H accounts.

- In classical Black Scholes for a call option,

$$V_t^{\text{Call}} = \Delta_t S_t + \eta_t B_t =: H_t + F_t, \quad (\text{no } \tau, \quad C = \gamma = \varphi = 0).$$

Funding Costs of the Replication Strategy

- If H is perfectly collateralized with collateral re-hypothecation ($H = 0$ as we fund the hedge via its collateral)

$$\varphi(t, \tau \wedge T) \approx \sum_{j=1}^{m-1} 1_{t \leq t_j < \tau \wedge T} D(t, t_j) \alpha_k \left[\underbrace{- (F_{t_j})^+ (f_{t_j}^+ - r_{t_j})}_{\mathbb{E}: \text{Funding Cost FCA}} + \underbrace{(-F_{t_j})^+ (f_{t_j}^- - r_{t_j})}_{\mathbb{E}: \text{Benefit FBA}} \right]$$

- If further treasury borrows/lends at risk free $\tilde{f} = r \Rightarrow \varphi = FVA = 0$.

Funding rates and bank policy

f^+ & f^- are policy driven. EG, $f^+ = r + s' + \ell^+$, $f^- = r + s' + \ell^-$ (s' is our bank spread, typically $s' = \lambda' L_{GDJ}$), ℓ are liquidity bases driven by treasury policy and market (CDS-Bond basis).

Putting everything together

$$(*) \quad V_t = \mathbb{E}_t \left[\underbrace{\Pi(t, T \wedge \tau)}_{\text{Basic cash flows}} + \underbrace{\gamma(t)}_{\text{collateral carry}} + \underbrace{1_{\{\tau < T\}} D(t, \tau) \theta_\tau}_{\text{closeout cashflows}} + \underbrace{\varphi(t)}_{\text{funding carry}} \right]$$

Can we interpret:

$\mathbb{E}_t[\Pi + 1_{\{\tau < T\}} D(t, \tau) \theta]$: RiskFree Price + DVA - CVA?

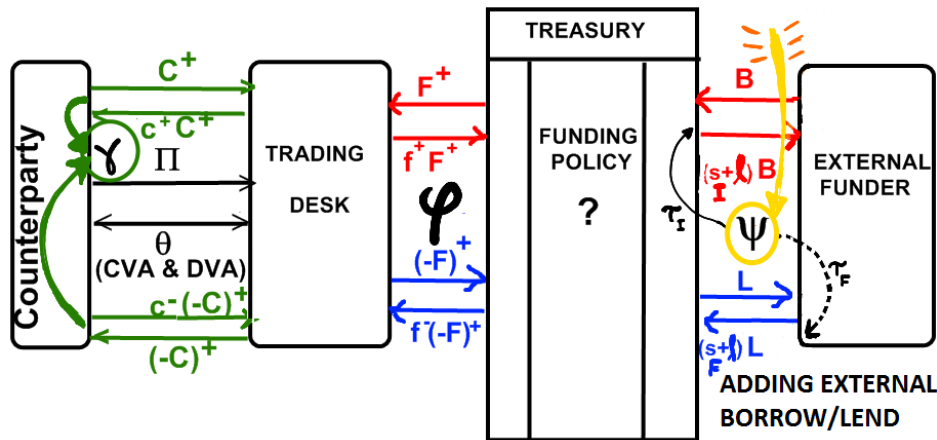
$\mathbb{E}_t[\gamma + \varphi]$: Funding adjustment CoVA+FVA?

Not really. $V_t = F_t + H_t + C_t$ (re-hypo) $\Rightarrow \varphi$ term depends on future $F = V - H - C$ to distinguish f^+ & f^- , & the closeout depends on future V too. All terms depend on V (all risks), no neat separation.

Nonlinear Equation! (FBSDE, SL-PDE)

$$V_t = \mathbb{E}_t[\Pi + \gamma(t, V) + 1_{\{\tau < T\}} D(t, \tau) \theta_\tau(V) + \varphi(t, V)]$$

Treasury CVA & DVA



FCA and FBA explained by the costs and benefits the bank faces in borrowing/lending externally to service our (and others) trade ($\mathbb{E}\psi$)

Kapital Valuation Adjustment?

Bank may charge a client a margin to keep the bank profit target (RAROC) in a desired range. $\text{RAROC} = \text{Expected P\&L} / \text{VaR}$

Start a new trade with client. This generates new risk and triggers corresponding RWA/VaR calculation.

This reduces RAROC by increasing its **VaR** denominator. The improved **P&L** with the new trade may not be enough to compensate.

To keep RAROC as before bank needs to increase numerator. Charge a margin - KVA?- that compensates RAROC worsening.

Bank treasury may charge KVA to the trading desk and the trading desk may charge it to the client, or use it only for profitability analysis.

CVA is itself subject to capital requirements, so we could have a KVA on CVA. Additive adjustments, really?

Nonlinearities

Should we embrace nonlinearities or keep them at arm's length?

Aggregation–dependent and asymmetric valuation

Valuation is aggregation dependent.

$$V(P_1 + P_2) \neq V(P_1) + V(P_2).$$

More: Without costs/risks, price to one entity is minus price to the other one. No more with credit/capital/funding.

Once aggregation is set, valuation is non–separable. Holistic consistent modeling across trading desks & asset classes needed

Quants have a hard time with nonlinearities, **how about managers?**

Nonlinearity and responsibility

LINEAR VALUATION

$$V = V_{\text{basic}} - \text{CVA} - \text{FCA} + \text{FBA} - \text{KVA}$$



Resp.
for
standard
trades



Resp.
for
credit
valuation



Resp.
for
funding
valuation




Resp. for
Capital
Costs

Nonlinearity and responsibility

NONLINEAR VALUATION

V non separable: Basic flows, credit, funding, capital



Every trader responsible for every risk.

**Ok with enlightened people or with Bees.. ZZZZZZZ...
but with us normal humans? Management problem**

Nonlinearity: linearize?

Looks like managers may wish to linearize!

EG, symmetrize borrowing & lending rates, risk free closeout at default.

Nonlinearity Valuation Adjustment (NVA) (B. et al (2014)[25])

NVA analyzes the double counting involved in forcing linearization. Our numerical examples for simple call options show that NVA can easily reach 2 or 3% of the deal value even in relatively standard settings without WWR.

Multiple interest rate curves

Full theory may account also for multiple discount curves (see [78]).

Initial Margins (CCPs, SCSA)

Add the initial margin account flows & customize to relevant initial margin rule, depending on the CCP or SCSA if OTC. IMVA [36].

Price vs Value

Cecil Graham: “What is a cynic?”

Lord Darlington: “A man who knows the **price** of everything, and the **value** of nothing.”

CG: “And a sentimentalist [...] is a man who sees an absurd value in everything, and doesn't know the market price of any single thing”. (Who wrote this?)



Oscar Wilde,
Lady Windermere's Fan

Price of Value? Charging clients?

Adjusted "price"? Not a price in conventional sense. Use it for cost/profitability analysis or internal fund transfers, but can we charge it to a client straight away? How can client check our price is fair if she has no access to our funding policy, target profit policy & parameters?

We didn't talk much about the art!

What if you don't have data to calibrate market implied credit spreads for CVA? Or implied market-credit correlations for WWR? Any guess on the recovery? (Lehman: [8%, 50%]). Can we really hedge things like jump to default risk?

Will new valuation adjustments continue to appear, confusing the picture further and increasing the risk of double counting?

Coming soon: EVA

(Electricity-bill Valuation Adjustment)

Thank you for your attention!

Questions?

Disclaimer

All information relating to this presentation is solely for informative or illustrative purposes and shall not constitute an offer, investment advice, solicitation, or recommendation to engage in any transaction. While having prepared it carefully to provide accurate details, the lecturer refuses to make any representations or warranties regarding the express or implied information contained herein. This includes, but is not limited to, any implied warranty of merchantability, fitness for a particular purpose, or accuracy, correctness, quality, completeness or timeliness of such information. The lecturer shall not be responsible or liable for any third party's use of any information contained herein under any circumstances, including, but not limited to, any errors or omissions.

References I

- [1] Assefa, S., Bielecki, T. R., Crèpey, S., and Jeanblanc, M. (2009). CVA computation for counterparty risk assessment in credit portfolios. In Recent advancements in theory and practice of credit derivatives, T. Bielecki, D. Brigo and F. Patras, eds, Bloomberg Press.
- [2] Basel Committee on Banking Supervision
“International Convergence of Capital Measurement and Capital Standards A Revised Framework Comprehensive Version” (2006),
“Strengthening the resilience of the banking sector” (2009).
Available at <http://www.bis.org>.
- [3] Bergman, Y. Z. (1995). Option Pricing with Differential Interest Rates. The Review of Financial Studies, Vol. 8, No. 2 (Summer, 1995), pp. 475-500.

References II

- [4] Bianchetti, M. (2010). Two Curves, One Price. Risk, August 2010.
- [5] Bianchetti, M. (2012). The Zeeman Effect in Finance: Libor Spectroscopy and Basis Risk Management. Available at arXiv.com
- [6] Bielecki, T., and Crepey, S. (2010). Dynamic Hedging of Counterparty Exposure. Preprint.
- [7] Bielecki, T., Rutkowski, M. (2001). *Credit risk: Modeling, Valuation and Hedging*. Springer Verlag .
- [8] Biffis, E., Blake, D. P., Pitotti L., and Sun, A. (2011). The Cost of Counterparty Risk and Collateralization in Longevity Swaps. Available at SSRN.
- [9] Blanchet-Scalliet, C., and Patras, F. (2008). Counterparty Risk Valuation for CDS. Available at defaultrisk.com.

References III

- [10] Blundell-Wignall, A., and P. Atkinson (2010). Thinking beyond Basel III. Necessary Solutions for Capital and Liquidity. OECD Journal: Financial Market Trends, No. 2, Volume 2010, Issue 1, Pages 9–33.
Available at <http://www.oecd.org/dataoecd/42/58/45314422.pdf>
- [11] Brigo, D. (2005). Market Models for CDS Options and Callable Floaters. Risk Magazine, January issue
- [12] D. Brigo, Constant Maturity CDS valuation with market models (2006). Risk Magazine, June issue. Earlier extended version available at <http://ssrn.com/abstract=639022>

References IV

- [13] D. Brigo (2012). Counterparty Risk Q&A: Credit VaR, CVA, DVA, Closeout, Netting, Collateral, Re-hypothecation, Wrong Way Risk, Basel, Funding, and Margin Lending. SSRN and arXiv
- [14] Brigo, D., and Alfonsi, A. (2005) Credit Default Swaps Calibration and Derivatives Pricing with the SSRD Stochastic Intensity Model, Finance and Stochastic, Vol. 9, N. 1.
- [15] Brigo, D., and Bakkar I. (2009). Accurate counterparty risk valuation for energy-commodities swaps. *Energy Risk*, March issue.
- [16] Brigo, D., and Buescu, C., and Morini, M. (2011). Impact of the first to default time on Bilateral CVA. Available at arXiv.org

References V

- [17] Brigo, D., Buescu, C., Pallavicini, A., and Liu, Q. (2012). Illustrating a problem in the self-financing condition in two 2010-2011 papers on funding, collateral and discounting. Available at ssrn.com and arXiv.org. Published in IJTAF.
- [18] Brigo, D., and Capponi, A. (2008). Bilateral counterparty risk valuation with stochastic dynamical models and application to CDSs. Working paper available at <http://arxiv.org/abs/0812.3705>. Short updated version in *Risk*, March 2010 issue.
- [19] Brigo, D., Capponi, A., and Pallavicini, A. (2011). Arbitrage-free bilateral counterparty risk valuation under collateralization and application to Credit Default Swaps. To appear in *Mathematical Finance*.

References VI

- [20] Brigo, D., Capponi, A., Pallavicini, A., and Papatheodorou, V. (2011). Collateral Margining in Arbitrage-Free Counterparty Valuation Adjustment including Re-Hypotecation and Netting. Working paper available at <http://arxiv.org/abs/1101.3926>
- [21] Brigo, D., and Chourdakis, K. (2008). Counterparty Risk for Credit Default Swaps: Impact of spread volatility and default correlation. *International Journal of Theoretical and Applied Finance*, **12**, 7.
- [22] D. Brigo, L. Cousot (2006). A Comparison between the SSRD Model and the Market Model for CDS Options Pricing. *International Journal of Theoretical and Applied Finance*, Vol 9, n. 3

References VII

- [23] Brigo, D., and El-Bachir, N. (2010). An exact formula for default swaptions pricing in the SSRJD stochastic intensity model. *Mathematical Finance*, Volume 20, Issue 3, Pages 365-382.
- [24] Brigo, D., Francischello, M. and Pallavicini, A.: Analysis Of Nonlinear Valuation Equations Under Credit And Funding Effects. To appear in: Grbac, Z., Glau, K, Scherer, M., and Zagst, R. (Eds), *Challenges in Derivatives Markets – Fixed Income Modeling, Valuation Adjustments, Risk Management, and Regulation*. Springer series in Mathematics and Statistics, Springer Verlag, Heidelberg. Preprint version available at <http://arxiv.org/abs/1506.00686> or SSRN.com

References VIII

- [25] D. Brigo, Q. Liu, A. Pallavicini, and D. Sloth. Nonlinear valuation under collateral, credit risk and funding costs: A numerical case study extending Black–Scholes. In: P. Veronesi, Editor, *Handbook of Fixed-Income Securities*, Wiley, 2016. Preprint available at ssrn and arXiv, 2014.
- [26] Brigo, D., and Masetti, M. (2005). Risk Neutral Pricing of Counterparty Risk. In Counterparty Credit Risk Modelling: Risk Management, Pricing and Regulation, *Risk Books*, Pykhtin, M. editor, London.
- [27] Brigo, D., Mercurio, F. (2001). Interest Rate Models: Theory and Practice with Smile, Inflation and Credit, Second Edition 2006, Springer Verlag, Heidelberg.

References IX

- [28] Brigo, D., Morini, M. (2006) Structural credit calibration, *Risk*, April issue.
- [29] Brigo, D., and Morini, M. (2010). Dangers of Bilateral Counterparty Risk: the fundamental impact of closeout conventions. Preprint available at ssrn.com or at arxiv.org.
- [30] Brigo, D., and Morini, M. (2010). Rethinking Counterparty Default, *Credit flux*, Vol 114, pages 18–19
- [31] Brigo D., Morini M., and Tarenghi M. (2011). Equity Return Swap valuation under Counterparty Risk. In: Bielecki, Brigo and Patras (Editors), *Credit Risk Frontiers: Sub- prime crisis, Pricing and Hedging, CVA, MBS, Ratings and Liquidity*, Wiley, pp 457–484

References X

- [32] Brigo, D., and Nardio, C. (2010). Liquidity Adjusted Market Risk Measures with Random Holding Period. Available at SSRN.com, arXiv.org, and sent to BIS, Basel.
- [33] Brigo, D., and Pallavicini, A. (2007). Counterparty Risk under Correlation between Default and Interest Rates. In: Miller, J., Edelman, D., and Appleby, J. (Editors), Numerical Methods for Finance, Chapman Hall.
- [34] D. Brigo, A. Pallavicini (2008). Counterparty Risk and Contingent CDS under correlation, Risk Magazine, February issue.
- [35] Brigo, D., and Pallavicini, A. (2014). CCP Cleared or Bilateral CSA Trades with Initial/Variation Margins under credit, funding and wrong-way risks: A Unified Valuation Approach. SSRN.com and arXiv.org

References XI

- [36] Brigo, D. and A. Pallavicini (2014). Nonlinear consistent valuation of CCP cleared or CSA bilateral trades with initial margins under credit, funding and wrong-way risks. *Journal of Financial Engineering* 1 (1), 1-60.
- [37] Brigo, D., Pallavicini, A., and Papatheodorou, V. (2011). Arbitrage-free valuation of bilateral counterparty risk for interest-rate products: impact of volatilities and correlations, *International Journal of Theoretical and Applied Finance*, 14 (6), pp 773–802
- [38] Brigo, D., Pallavicini, A., and Torresetti, R. (2010). *Credit Models and the Crisis: A journey into CDOs, Copulas, Correlations and Dynamic Models*. Wiley, Chichester.

References XII

- [39] Brigo, D. and Tarenghi, M. (2004). Credit Default Swap Calibration and Equity Swap Valuation under Counterparty risk with a Tractable Structural Model. Working Paper, available at www.damianobrigo.it/cdsstructural.pdf. Reduced version in *Proceedings of the FEA 2004 Conference at MIT, Cambridge, Massachusetts, November 8-10* and in *Proceedings of the Counterparty Credit Risk 2005 C.R.E.D.I.T. conference, Venice, Sept 22-23, Vol 1*.
- [40] Brigo, D. and Tarenghi, M. (2005). Credit Default Swap Calibration and Counterparty Risk Valuation with a Scenario based First Passage Model. Working Paper, available at www.damianobrigo.it/cdsscenariolp.pdf Also in: *Proceedings of the Counterparty Credit Risk 2005 C.R.E.D.I.T. conference, Venice, Sept 22-23, Vol 1*.

References XIII

- [41] Burgard, C., Kjaer, M. (2010). PDE Representations of Options with Bilateral Counterparty Risk and Funding Costs Available at ssrn.com.
- [42] Burgard, C., Kjaer, M. (2011). In the Balance Available at ssrn.com.
- [43] Canabarro, E., and Duffie, D.(2004). Measuring and Marking Counterparty Risk. In Proceedings of the Counterparty Credit Risk 2005 C.R.E.D.I.T. conference, Venice, Sept 22–23, Vol 1.
- [44] Canabarro, E., Picoult, E., and Wilde, T. (2005). Counterparty Risk. *Energy Risk*, May issue.
- [45] Castagna, A. (2011). Funding, Liquidity, Credit and Counterparty Risk: Links and Implications, Available at <http://ssrn.com/abstract=1855028>

References XIV

- [46] G. Cesari, J. Aquilina, N. Charpillon, Z. Filipovic, G. Lee and I. Manda (2010). *Modelling, Pricing, and Hedging Counterparty Credit Exposure: A Technical Guide*, Springer Verlag, Heidelberg.
- [47] Cherubini, U. (2005). Counterparty Risk in Derivatives and Collateral Policies: The Replicating Portfolio Approach. In: *ALM of Financial Institutions* (Editor: Tilman, L.), Institutional Investor Books.
- [48] Collin-Dufresne, P., Goldstein, R., and Hugonnier, J. (2002). A general formula for pricing defaultable securities. *Econometrica* 72: 1377-1407.
- [49] Crépey, S. (2011). A BSDE approach to counterparty risk under funding constraints. Available at grozny.maths.univ-evry.fr/pages_perso/crepey

References XV

- [50] Crépey S., Gerboud, R., Grbac, Z., Ngor, N. (2012a). Counterparty Risk and Funding: The Four Wings of the TVA. Available at arxiv.org.
- [51] Crouhy M., Galai, D., and Mark, R. (2000). A comparative analysis of current credit risk models. *Journal of Banking and Finance* 24, 59-117
- [52] Danziger, J. (2010). Pricing and Hedging Self Counterparty Risk. Presented at the conference “Global Derivatives”, Paris, May 18, 2010.
- [53] Duffie, D., and Huang, M. (1996). Swap Rates and Credit Quality. *Journal of Finance* 51, 921–950.

References XVI

- [54] Duffie, D., and Zhu H. (2010). Does a Central Clearing Counterparty Reduce Counterparty Risk? Working Paper, Stanford University.
- [55] Ehlers, P. and Schoenbucher, P. (2006). The Influence of FX Risk on Credit Spreads, ETH working paper, available at defaultrisk.com
- [56] Fries, C. (2010). Discounting Revisited: Valuation Under Funding, Counterparty Risk and Collateralization. Available at SSRN.com
- [57] Fujii, M., Shimada, Y., and Takahashi, A. (2010). Collateral Posting and Choice of Collateral Currency. Available at ssrn.com.
- [58] J. Gregory (2009). “Being two faced over counterparty credit risk”, *Risk Magazine* 22 (2), pages 86-90.

References XVII

- [59] J. Gregory (2010). Counterparty Credit Risk: The New Challenge for Global Financial Markets, Wiley, Chichester.
- [60] Hull, J., White, A. (2012). The FVA debate *Risk Magazine*, 8
- [61] ISDA. “Credit Support Annex” (1992), ‘Guidelines for Collateral Practitioners’(1998), “Credit Support Protocol” (2002), “Close-Out Amount Protocol” (2009), “Margin Survey” (2010), “Market Review of OTC Derivative Bilateral Collateralization Practices” (2010). Available at <http://www.isda.org>.
- [62] Jamshidian, F. (2002). Valuation of credit default swap and swaptions, *FINANCE AND STOCHASTICS*, 8, pp 343–371
- [63] Jones, E. P., Mason, S.P., and Rosenfeld, E. (1984). Contingent Claims Analysis of Corporate Capital Structure: An Empirical Investigation. *Journal of Finance* 39, 611-625

References XVIII

- [64] Jorion, P. (2007). Value at Risk, 3-d edition, McGraw Hill.
- [65] Keenan, J. (2009). Spotlight on exposure. *Risk* October issue.
- [66] Kenyon, C. (2010). Completing CVA and Liquidity: Firm-Level Positions and Collateralized Trades. Available at arXiv.org.
- [67] McNeil, A. J., Frey, R., and P. Embrechts (2005). Quantitative Risk Management: Concepts, Techniques, and Tools, Princeton university press.
- [68] Leung, S.Y., and Kwok, Y. K. (2005). Credit Default Swap Valuation with Counterparty Risk. *The Kyoto Economic Review* 74 (1), 25–45.

References XIX

- [69] Lipton A, Sepp A, Credit value adjustment for credit default swaps via the structural default model, *The Journal of Credit Risk*, 2009, Vol:5, Pages:123-146
- [70] Lo, C. F., Lee H.C. and Hui, C.H. (2003). A Simple Approach for Pricing Barrier Options with Time-Dependent Parameters. *Quantitative Finance* 3, 98-107
- [71] Merton R. (1974) On the Pricing of Corporate Debt: The Risk Structure of Interest Rates. *The Journal of Finance* 29, 449-470.
- [72] Moreni, N. and Pallavicini, A. (2010). Parsimonious HJM Modelling for Multiple Yield-Curve Dynamics. Accepted for publication in *Quantitative Finance*.

References XX

- [73] Moreni, N. and Pallavicini, A. (2012). Parsimonious Multi-Curve HJM Modelling with Stochastic Volatility, in: Bianchetti and Morini (Editors), Interest Rate Modelling After The Financial Crisis, Risk Books.
- [74] Morini, M. (2011). Understanding and Managing Model Risk. Wiley.
- [75] Morini, M. and Brigo, D. (2011). No-Armageddon Measure for Arbitrage-Free Pricing of Index Options in a Credit Crisis, Mathematical Finance, 21 (4), pp 573–593
- [76] Morini, M. and Prampolini, A. (2011). Risky Funding: A Unified Framework for Counterparty and Liquidity Charges, Risk Magazine, March 2011 issue.

References XXI

- [77] Pallavicini, A. (2010). Modelling Wrong-Way Risk for Interest-Rate Products. Presented at the conference “6th Fixed Income Conference”, Madrid, 23-24 September 2010.
- [78] A. Pallavicini, and D. Brigo (2013). Interest-Rate Modelling in Collateralized Markets: Multiple curves, credit-liquidity effects, CCPs. SSRN.com and arXiv.org
- [79] Pallavicini, A., Perini, D., and Brigo, D. (2011). Funding Valuation Adjustment consistent with CVA and DVA, wrong way risk, collateral, netting and re-hypotecation. Available at SSRN.com and arXiv.org

References XXII

- [80] Pallavicini, A., Perini, D., and Brigo, D. (2012). Funding, Collateral and Hedging: uncovering the mechanics and the subtleties of funding valuation adjustments. Available at SSRN.com and arXiv.org
- [81] Parker E., and McGarry A. (2009) The ISDA Master Agreement and CSA: Close-Out Weaknesses Exposed in the Banking Crisis and Suggestions for Change. Butterworths Journal of International Banking Law, 1.
- [82] Picoult, E. (2005). Calculating and Hedging Exposure, Credit Value Adjustment and Economic Capital for Counterparty Credit Risk. In Counterparty Credit Risk Modelling (M. Pykhtin, ed.), Risk Books.

References XXIII

- [83] Piterbarg, V., (2010). Funding beyond discounting: collateral agreements and derivatives pricing. Risk Magazine, February 2010.
- [84] Pollack, Lisa (2012). Barclays visits the securitisation BISTRO. Financial Times Alphaville Blog, Posted by Lisa Pollack on Jan 17, 11:20.
- [85] Pollack, Lisa (2012b). The latest in regulation-induced innovation Part 2. Financial Times Alphaville Blog, Posted by Lisa Pollack on Apr 11 16:50.
- [86] Pollack, Lisa (2012c). Big banks seek regulatory capital trades. Financial Times Alphaville Blog, Posted by Lisa Pollack on April 29, 7:27 pm.

References XXIV

- [87] Rosen, D., and Pykhtin, M. (2010). Pricing Counterparty Risk at the Trade Level and CVA Allocations. *Journal of Credit Risk*, vol. 6 (Winter 2010), pp. 3-38.
- [88] Sorensen, E.H., and Bollier, T. F. (1994). Pricing Swap Default Risk. *Financial Analysts Journal*, 50. 23–33.
- [89] Watt, M. (2011). Corporates fear CVA charge will make hedging too expensive. *Risk Magazine*, October issue.
- [90] Weeber, P., and Robson E. S. (2009) Market Practices for Settling Derivatives in Bankruptcy. *ABI Journal*, 9, 34–35, 76–78.
- [91] M. Brunnermeier and L. Pedersen. Market liquidity and funding liquidity. *The Review of Financial Studies*, 22 (6), 2009.

References XXV

- [92] J. Eisenschmidt and J. Tapking. Liquidity risk premia in unsecured interbank money markets. *Working Paper Series European Central Bank*, 2009.
- [93] M. Fujii and A. Takahashi. Clean valuation framework for the usd silo. *Working Paper*, 2011a. URL ssrn.com.
- [94] M. Fujii and A. Takahashi. Collateralized cds and default dependence. *Working Paper*, 2011b. URL ssrn.com.
- [95] D. Heller and N. Vause. From turmoil to crisis: Dislocations in the fx swap market. *BIS Working Paper*, 373, 2012.
- [96] M. Henrard. The irony in the derivatives discounting part ii: The crisis. *ssrn*, 2009.

References XXVI

- [97] A. Pallavicini and M. Tarengi. Interest-rate modelling with multiple yield curves. 2010.
- [98] C. Pirrong. The economics of central clearing: Theory and practice. *ISDA Discussion Papers Series*, 2011.

Bonus material

The following material did not fit the talk due to time limits.

I include it here for potential questions and follow up.

A Trader's explanation of the funding cash flows φ

- ➊ **Time t :** I wish to buy a call option with maturity T whose current price is $V_t = V(t, S_t)$. I need V_t cash to do that. So I borrow V_t cash from my bank treasury and buy the call.
- ➋ I receive the collateral C_t for the call, that I give to the treasury.
- ➌ Now I wish to hedge the call option I bought. To do this, I plan to repo-borrow $\Delta_t = \partial_S V_t$ stock on the repo-market.
- ➍ To do this, I borrow $H_t = \Delta_t S_t$ cash at time t from the treasury.
- ➎ I repo-borrow an amount Δ_t of stock, posting cash H_t guarantee.
- ➏ I sell the stock I just obtained from the repo to the market, getting back the price H_t in cash.
- ➐ I give H_t back to treasury.
- ➑ **Outstanding:** I hold the Call; My debt to the treasury is $V_t - C_t$; I am Repo borrowing Δ_t stock.

A Trader's explanation of the funding cash flows φ

- 9 **Time $t + dt$:** I need to close the repo. To do that I need to give back Δ_t stock. I need to buy this stock from the market. To do that I need $\Delta_t S_{t+dt}$ cash.
- 10 I thus borrow $\Delta_t S_{t+dt}$ cash from the bank treasury.
- 11 I buy Δ_t stock and I give it back to close the repo and I get back the cash H_t deposited at time t plus interest $h_t H_t$.
- 12 I give back to the treasury the cash H_t I just obtained, so that the net value of the repo operation has been

$$H_t(1 + h_t dt) - \Delta_t S_{t+dt} = -\Delta_t dS_t + h_t H_t dt$$

Notice that this $-\Delta_t dS_t$ is the right amount I needed to hedge V in a classic delta hedging setting.

- 13 I close the derivative position, the call option, and get V_{t+dt} cash.

A Trader's explanation of the funding cash flows φ

- 14 I have to pay back the collateral plus interest, so I ask the treasury the amount $C_t(1 + c_t dt)$ that I give back to the counterparty.
- 15 My outstanding debt plus interest (at rate f) to the treasury is $V_t - C_t + C_t(1 + c_t dt) + (V_t - C_t)f_t dt = V_t(1 + f_t dt) + C_t(c_t - f_t dt)$. I then give to the treasury the cash V_{t+dt} I just obtained, the net effect being

$$V_{t+dt} - V_t(1 + f_t dt) - C_t(c_t - f_t) dt = dV_t - f_t V_t dt - C_t(c_t - f_t) dt$$

- 16 I now have that the total amount of flows is :

$$-\Delta_t dS_t + h_t H_t dt + dV_t - f_t V_t dt - C_t(c_t - f_t) dt$$

A Trader's explanation of the funding cash flows φ

- 17 Now I present—value the above flows in t in a risk neutral setting.

$$\begin{aligned}
 \mathbb{E}_t[-\Delta_t dS_t + h_t H_t dt + dV_t - f_t V_t dt - C_t(c_t - f_t) dt] &= \\
 &= -\Delta_t(r_t - h_t)S_t dt + (r_t - f_t)V_t dt - C_t(c_t - f_t) dt - d\varphi(t) \\
 &= -H_t(r_t - h_t) dt + (r_t - f_t)(H_t + F_t + C_t) dt - C_t(c_t - f_t) dt - d\varphi(t) \\
 &= (h_t - f_t)H_t dt + (r_t - f_t)F_t dt + (r_t - c_t)C_t dt - d\varphi(t)
 \end{aligned}$$

This derivation holds assuming that $\mathbb{E}_t[dS_t] = r_t S_t dt$ and $\mathbb{E}_t[dV_t] = r_t V_t dt - d\varphi(t)$, where $d\varphi$ is a dividend of V in $[t, t + dt)$ expressing the funding costs. Setting the above expression to zero we obtain

$$d\varphi(t) = (h_t - f_t)H_t dt + (r_t - f_t)F_t dt + (r_t - c_t)C_t dt$$

which coincides with the definition given earlier.

Treasury CVA & DVA

Include default risk of funder and funded ψ , leading to CVA_F & DVA_F.

$$V_t = \mathbb{E}_t \left[\Pi(t, T \wedge \tau) + \gamma(t) + 1_{\{\tau < T\}} D(t, \tau) \theta_\tau + \varphi(t) + \psi(t, \tau_F, \tau) \right]$$

FVA = -FCA + FBA from f^+ & f^- largely offset by $\mathbb{E}\psi$ after immersion, approx & linearization.

Assume $H = 0$ (perfectly collateralized hedge with re-hypothecation), once f^+ & f^- are decided by policy, under *immersion*

- Underlying $\Pi(t, T)$ is not credit sensitive, technically \mathcal{F}_t -measurable; \mathcal{F} pre-default filtration, \mathcal{G} full filtration.
- τ_I and τ_C and τ_F are \mathcal{F} conditionally independent (credit spreads can be correlated, jumps to default are independent);

we obtain a practical decomposition of price into

$$V = \text{RiskFreePrice} - \text{CVA} + \text{DVA} + \text{LVA} - \text{FCA} + \text{FBA} - \text{CVA}_F + \text{DVA}_F$$

$$\text{RiskFreePr} = \int_t^T \mathbb{E} \left\{ \pi_u | \mathcal{F}_t \right\} du; \quad \text{LVA} = \int_t^T \mathbb{E} \left\{ D(t, u; r + \lambda)(r_u - \tilde{c}_u) C_u | \mathcal{F}_t \right\} du$$

$$- \text{CVA} = \int_t^T \mathbb{E} \left\{ D(t, u; r + \lambda) \left[-\text{LGD}_C \lambda_C(u) (V_u - C_{u-})^+ \right] | \mathcal{F}_t \right\} du$$

$$\text{DVA} = \int_t^T \mathbb{E} \left\{ D(t, u; r + \lambda) \left[\text{LGD}_I \lambda_I(u) (-(V_u - C_{u-}))^+ \right] | \mathcal{F}_t \right\} du$$

$$- \text{FCA} = - \int_t^T \mathbb{E} \left\{ D(t, u; r + \lambda) \left[(\textcolor{red}{f}_u^+ - r_u) (V_u - C_u)^+ \right] | \mathcal{F}_t \right\} du$$

$$\text{FBA} = \int_t^T \mathbb{E} \left\{ D(t, u; r + \lambda) \left[(\textcolor{red}{f}_u^- - r_u) (-(V_u - C_u))^+ \right] | \mathcal{F}_t \right\} du$$

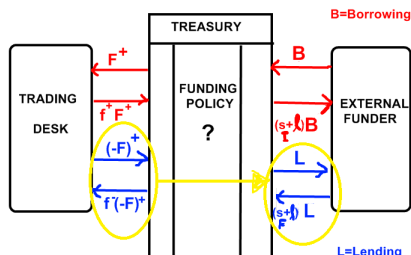
$$- \text{CVA}_F = \int_t^T \mathbb{E} \left\{ D(t, u; r + \lambda) \left[\text{LGD}_F \lambda_F(u) (-(V_u - C_u))^+ \right] | \mathcal{F}_t \right\} du$$

$$\text{DVA}_F = \int_t^T \mathbb{E} \left\{ D(t, u; r + \lambda) \left[\text{LGD}_I \lambda_I(u) (V_u - C_u)^+ \right] | \mathcal{F}_t \right\} du$$

Treasury CVA & DVA

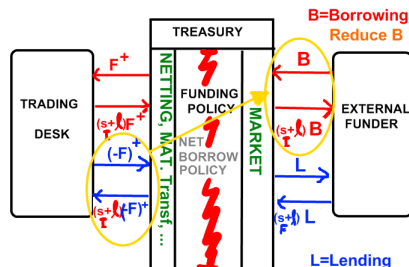
To further specify the split, we need to assign f^+ (borrow) & f^- (lend)
There are two possible simple treasury models to assign f .

EXTERNAL FUNDING BENEFIT (EFB)



VS

REDUCED BORROWING BENEFIT (RBB)



$$f^+ = L_{GD_I} \lambda_I + \ell^+ =: s_I + \ell^+$$

$$f^- = L_{GD_F} \lambda_F + \ell^- =: s_F + \ell^-$$

$$f^+ = s_I + \ell^+$$

$$f^- = s_I + \ell^-$$

Treasury CVA & DVA

$$-CVA = \int_t^T \mathbb{E} \left\{ D(t, u; r + \lambda) [-s_C(u)(V_u - C_{u-})^+] | \mathcal{F}_t \right\} du$$

$$DVA = \int_t^T \mathbb{E} \left\{ D(t, u; r + \lambda) [s_I(u)(-(V_u - C_{u-}))^+] | \mathcal{F}_t \right\} du$$

$$-FCA = - \int_t^T \mathbb{E} \left\{ D(t, u; r + \lambda) \left[(s_I(u) + \ell_u^+)(V_u - C_u)^+ \right] | \mathcal{F}_t \right\} du$$

$$FBA = \int_t^T \mathbb{E} \left\{ D(t, u; r + \lambda) \left[\left(\underbrace{f_u^- - r_u}_{\text{EFB}} \right) (-(V_u - C_u))^+ \right] | \mathcal{F}_t \right\} du$$

$$\text{EFB: } s_F + \ell^-; \text{ RBB: } s_I + \ell^-$$

$$-CVA_F = \int_t^T \mathbb{E} \left\{ D(t, u; r + \lambda) [s_F(u)(-(V_u - C_u))^+] | \mathcal{F}_t \right\} du$$

$$DVA_F = \int_t^T \mathbb{E} \left\{ D(t, u; r + \lambda) [s_I(u)(V_u - C_u)^+] | \mathcal{F}_t \right\} du$$

Treasury CVA & DVA

The benefit of lending back to the treasury, two different models:

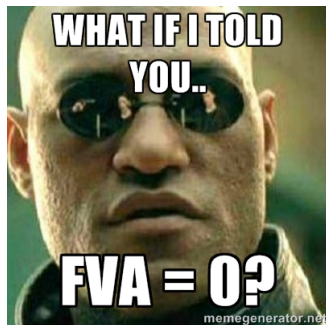
- 1 External funding benefit (EFB) policy: when desk lends back to treasury, treasury lends to F for interest $f^- = r + s^F + \ell^-$. Hence

$$V_{\text{EFB}} = V^0 - CVA + DVA + CoIVA \underbrace{-FCA}_{-DVA_F - FCA_\ell} + \underbrace{FBA}_{CVA_F + FBA_\ell} + DVA_F - CVA_F$$

- 2 Reduced borrowing benefit (RBB) policy: whenever trading desk lends back to the treasury, the latter reduces the desk loan outstanding and the desk saves at interest $f^- = r + s^I + \ell^-$. Hence

$$V_{\text{RBB}} = V^0 - CVA + DVA + CoIVA \underbrace{-FCA}_{-DVA_F - FCA_\ell} + \underbrace{FBA}_{DVA + FBA_\ell} + DVA_F$$

A lot of work & discussion on FVA. What if I told you...



Hull White argued FVA = 0.
Modigliani Miller? (MM)

- Mkt prices follow rnd walks,
- No taxes, No costs for
- bankruptcy or agency,
- No asymmetric information,
- & market is efficient

then value of firm does not depend
on how firm is financed.

Without MM or corporate finance:

$$V_{\text{EFB}} = V^0 - CVA + DVA + CoIVA \underbrace{-FCA}_{-DVA_F - FCA_\ell} + \underbrace{FBA}_{CVA_F + FBA_\ell} + \textcolor{red}{DVA_F} - \textcolor{blue}{CVA_F}$$

If bases $\ell = 0$, & if $r = \tilde{c}$, & if... $V_{\text{EFB}} = V^0 - CVA + DVA$ (no funding)
Too many if's? Even then, internal fund transfers happening.

NVA: numerical example I

Equity call option (long or short), $r = 0.01$, $\sigma = 0.25$, $S_0 = 100$, $K = 80$, $T = 3y$, $V_0 = 28.9$ (no credit risk or funding/collateral costs). Precise credit curves are given in the paper.

$$NVA = V_0(\text{nonlinear}) - V_0(\text{linearized})$$

Table: NVA with default risk and collateralization

Funding Rates bps			Default risk, low ^a		Default risk, high ^b	
			Long	Short	Long	Short
f^+	f^-	\hat{f}				
300	100	200	-3.27 (11.9%)	-3.60 (10.5%)	-3.16 (11.4%)	-3.50 (10.1%)
100	300	200	3.63 (10.6%)	3.25 (11.8%)	3.52 (10.2%)	3.13 (11.3%)

The percentage of the total call price corresponding to NVA is reported in parentheses.

^a Based on the joint default distribution D_{low} with low dependence.

^b Based on the joint default distribution D_{high} with high dependence.

NVA: numerical example II

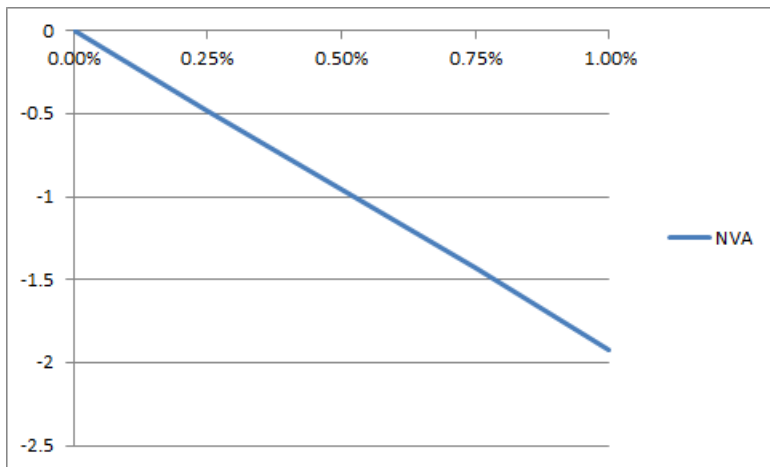
Table: NVA with default risk, collateralization and rehypothecation

Funding Rates bps			Default risk, low ^a		Default risk, high ^b	
			Long	Short	Long	Short
f^+	f^-	\hat{f}				
300	100	200	-4.02 (14.7%)	-4.45 (12.4%)	-3.91 (14.0%)	-4.35 (12.0%)
100	300	200	4.50 (12.5%)	4.03 (14.7%)	4.40 (12.2%)	3.92 (14.0%)

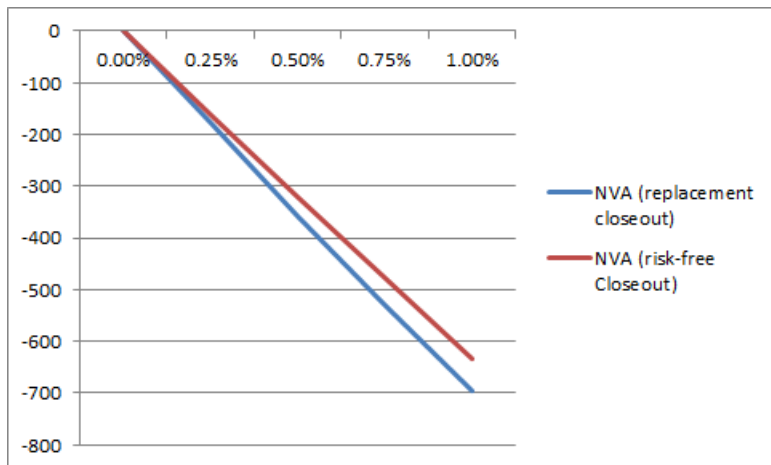
The percentage of the total call price corresponding to NVA is reported in parentheses.

^a Based on the joint default distribution D_{low} with low dependence.

^b Based on the joint default distribution D_{high} with high dependence.



NVA for long call as a function of $f^+ - f^-$, with $f^- = 1\%$, f^+ increasing over 1% and \hat{f} increasing accordingly. NVA expressed as an additive price component on a notional of 100, risk free option price 29. Risk free closeout. For example, $f^+ - f^- = 25bps$ results in $NVA = -0.5$ circa, $50bps \Rightarrow NVA = -1$



NVA for long call as a function of $f^+ - f^-$, with $f^- = 1\%$, f^+ increasing over 1% and \hat{f} increasing accordingly. NVA expressed as a percentage (in bps) of the linearized \hat{f} price. For example, $f^+ - f^- = 25\text{bps}$ results in NVA = -100bps = -1% circa, replacement closeout relevant (red/blue) for large $f^+ - f^-$

Multiple Interest Rate Curves

Derive interest rate dynamics consistently with credit, collateral and funding costs as per the above master valuation equations.

- We use our market based (no r_t) master equation to price OIS & find OIS equilibrium rates. Collateral fees will be relevant here, driving forward OIS rates.
- Use master equation to price also one period swaps based on LIBOR market rates. LIBORs are market given and not modeled from first principles from bonds etc. Forward LIBOR rates obtained by zeroing one period swap and driven both from primitive market LIBOR rates and by collateral fees.
- We'll model OIS rates and forward LIBOR/SWAP jointly, using a mixed HJM/LMM setup
- In the paper we look at non-perfectly collateralized deals too, where we need to model treasury funding rates.
- See <http://ssrn.com/abstract=2244580>

Pricing under Initial Margins: SCSA and CCPs

CCPs: Default of Clearing Members, Delays, Initial Margins...

Our general theory can be adapted to price under Initial Margins, both under CCPs and SCSA.

The type of equations is slightly different but quantitative problems are quite similar.

See B. and Pallavicini (2014) for details. See also “Brigo, D. and A. Pallavicini (2014). Nonlinear consistent valuation of CCP cleared or CSA bilateral trades with initial margins under credit, funding and wrong-way risks. Journal of Financial Engineering 1 (1), 1-60.” Here we give a summary.

Pricing under Initial Margins: SCSA and CCPs

So far all the accounts that need funding have been included within the funding netting set defining F_t .

If additional accounts needed, for example segregated initial margins, as with CCP or SCSA, their funding costs must be added.

Initial margins kept into a segregated account, one posted by the investor ($N_t^I \leq 0$) and one by the counterparty ($N_t^C \geq 0$):

$$\begin{aligned} \varphi(t, u) &:= \int_t^u dv (r_v - f_v) F_v D(t, v) - \int_t^u dv (f_v - h_v) H_v D(t, v) \quad (1) \\ &+ \int_t^u dv (f_v^{NC} - r_v) N_v^C + \int_t^u dv (f_v^{NI} - r_v) N_v^I, \end{aligned}$$

with f_t^{NC} & f_t^{NI} assigned by the Treasury to the initial margin accounts.
 $f^N \neq f$ as initial margins not in funding netting set of the derivative.

Pricing under Initial Margins: SCSA and CCPs

$$\dots + \int_t^u dv(f_v^{N^C} - r_v)N_v^C + \int_t^u dv(f_v^{N^I} - r_v)N_v^I$$

Assume for example $f > r$. The party that is posting the initial margin has a penalty given by the cost of funding this extra collateral, while the party which is receiving it reports a funding benefit, but only if the contractual rules allow to invest the collateral in low-risk activity, otherwise $f = r$ and there are no price adjustments.

We can describe the default procedure with initial margins and delay by assuming that at 1st default τ the surviving party enters a deal with a cash flow ϑ , at maturity $\tau + \delta$ (DELAY!).

δ 5d (CCP) or 10d (SCSA).

Pricing under Initial Margins: SCSA and CCPs

For a CCP cleared contract priced by the clearing member we have $N_{\tau-}^I = 0$, whatever the default time, since the clearing member does not post the initial margin.

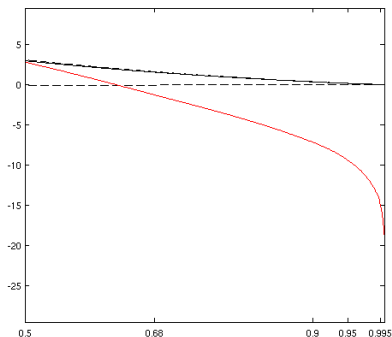
We assume that each margining account accrues continuously at collateral rate c_t .

We may further

- include funding default closeout and also
- define the Initial Margin as a percentile of the mark to market at time $\tau + \delta$.

This is done explicitly in the paper.

Now a few numerical examples:



Ten-year receiver IRS traded with a CCP.

Prices are calculated from the point of view of the CCP client. Mid-credit-risk for CCP clearing member, high for CCP client.

Initial margin posted at various confidence levels q .

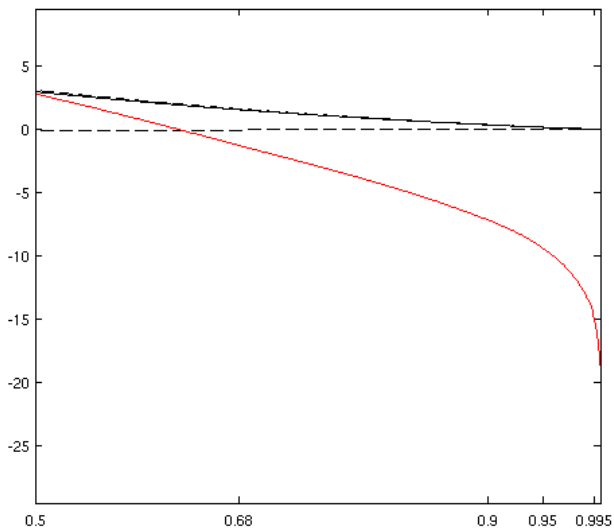
Prices in basis points with a notional of one Euro

Black continuous line: price inclusive of residual CVA and DVA after margining but not funding costs

Dashed black lines represent CVA and the DVA contributions.

Red line is the price inclusive both of credit & funding costs.

Symmetric funding policy. No wrong way correlation overnight/credit.



CCP Pricing: Tables (see paper for WWR etc)

Table: Prices of a ten-year receiver IRS traded with a CCP (or bilaterally) with a mid-risk parameter set for the clearing member (investor) and a high-risk parameter set for the client (counterparty) for initial margin posted at various confidence levels q . Prices are calculated from the point of view of the client (counterparty). Symmetric funding policy. WWR correlation $\bar{\rho}$ is zero. Prices in basis points with a notional of one Euro.

q	Receiver, CCP, $\beta^- = \beta^+ = 1$				Receiver, Bilateral, $\beta^- = \beta^+ = 1$			
	CVA	DVA	MVA	FVA	CVA	DVA	MVA	FVA
50.0	-0.126	3.080	0.000	-0.1574	-2.1317	4.3477	0.0000	-0.0842
68.0	-0.066	1.605	-2.933	0.1251	-1.1176	2.2613	-4.1389	0.2491
90.0	-0.015	0.357	-8.037	0.5492	-0.2578	0.4997	-11.3410	0.7924
95.0	-0.007	0.154	-10.316	0.7205	-0.1149	0.2151	-14.5561	1.0250
99.0	-0.001	0.025	-14.590	1.0290	-0.0204	0.0346	-20.5869	1.4544
99.5	-0.001	0.013	-16.154	1.1402	-0.0107	0.0176	-22.7947	1.6107
99.7	-0.000	0.008	-17.233	1.2165	-0.0070	0.0114	-24.3164	1.7184
99.9	-0.000	0.004	-19.381	1.3684	-0.0035	0.0056	-27.3469	1.9326